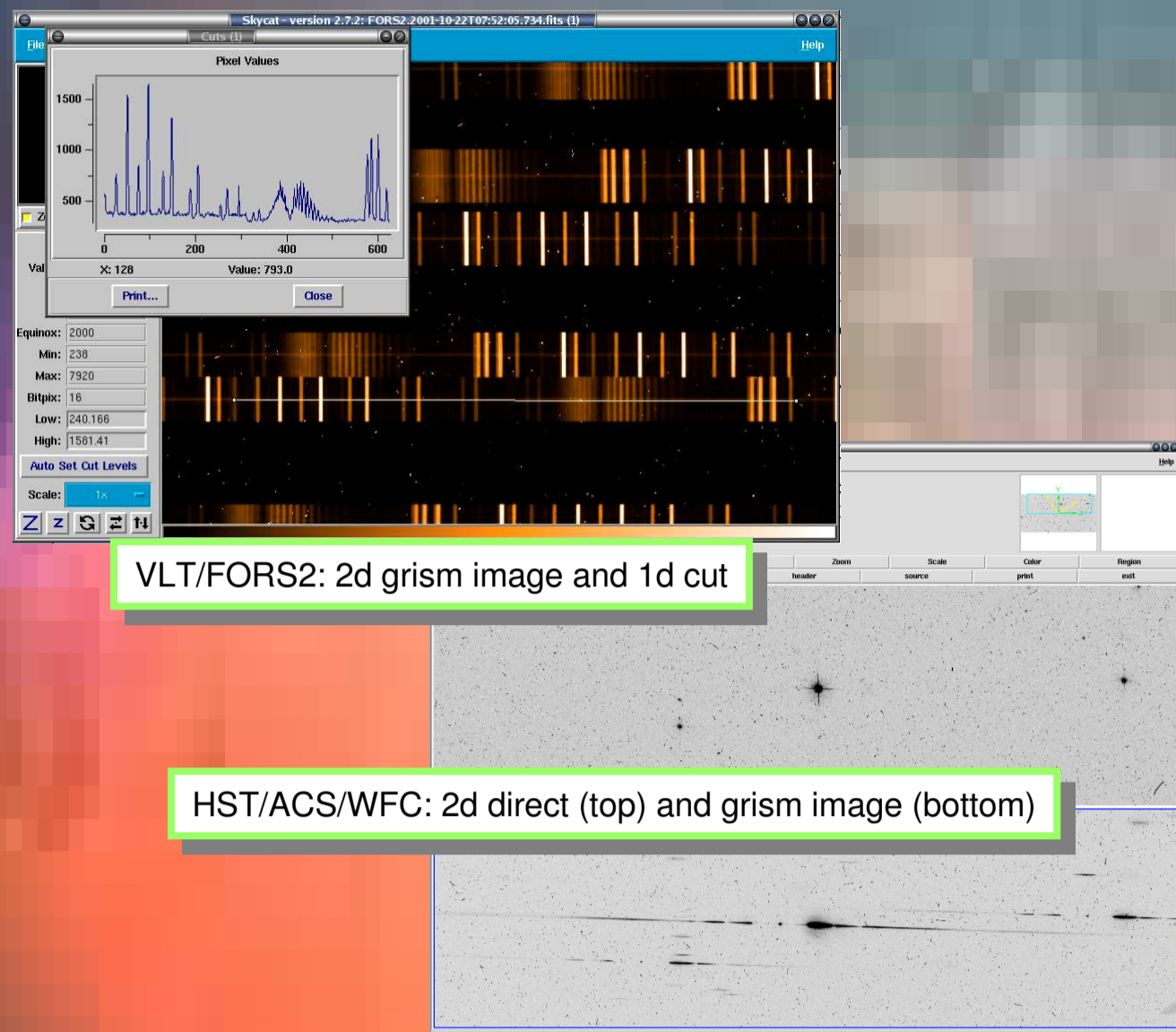



# Survey among Spectral Data Providers and Consumers

an Activity of the IVOA Data Access Layer (DAL) Working Group

Markus Dolensky<sup>1</sup>, Doug Tody<sup>2</sup>

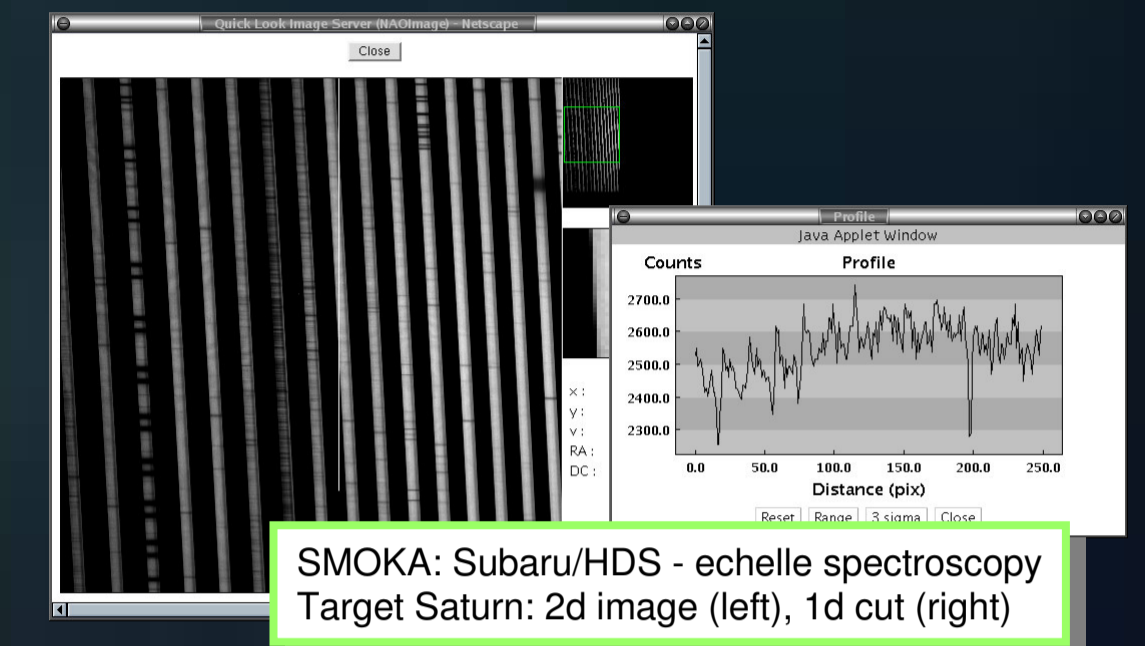
<sup>1</sup>European Southern Observatory  
<sup>2</sup>National Radio Astronomy Observatory



## Rationale & Scope

At the IVOA meeting in Cambridge in May, one of the highest priority projects identified for the DAL working group was to define a Simple Spectral Access (SSA) protocol for accessing 1D spectra and SEDs.

To help plan this effort a little survey was conducted among potential data providers and consumers. The results are summarized below. The survey is not complete but hopefully captures the major aspects. Further feedback is welcome.



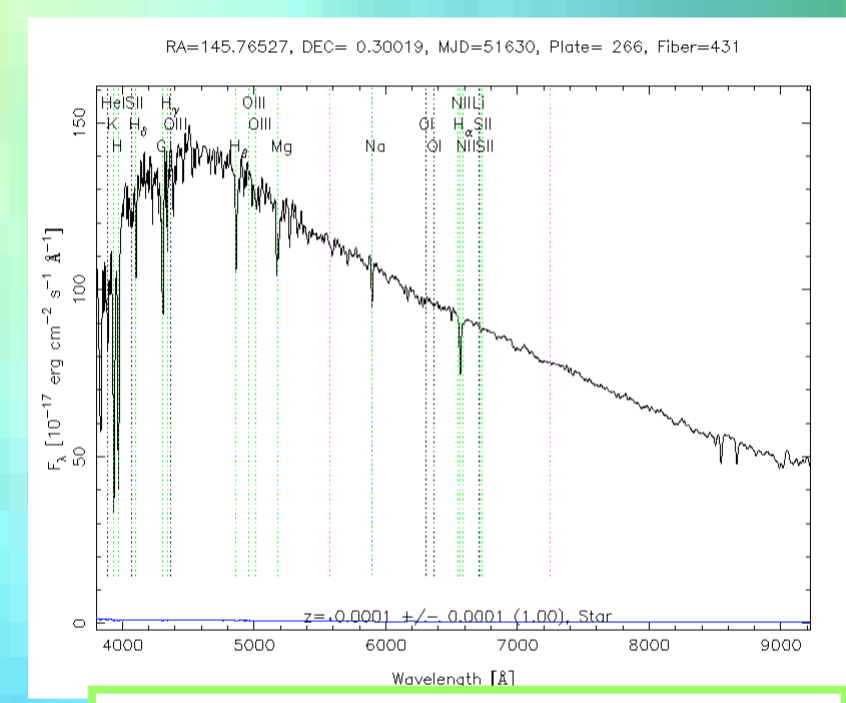
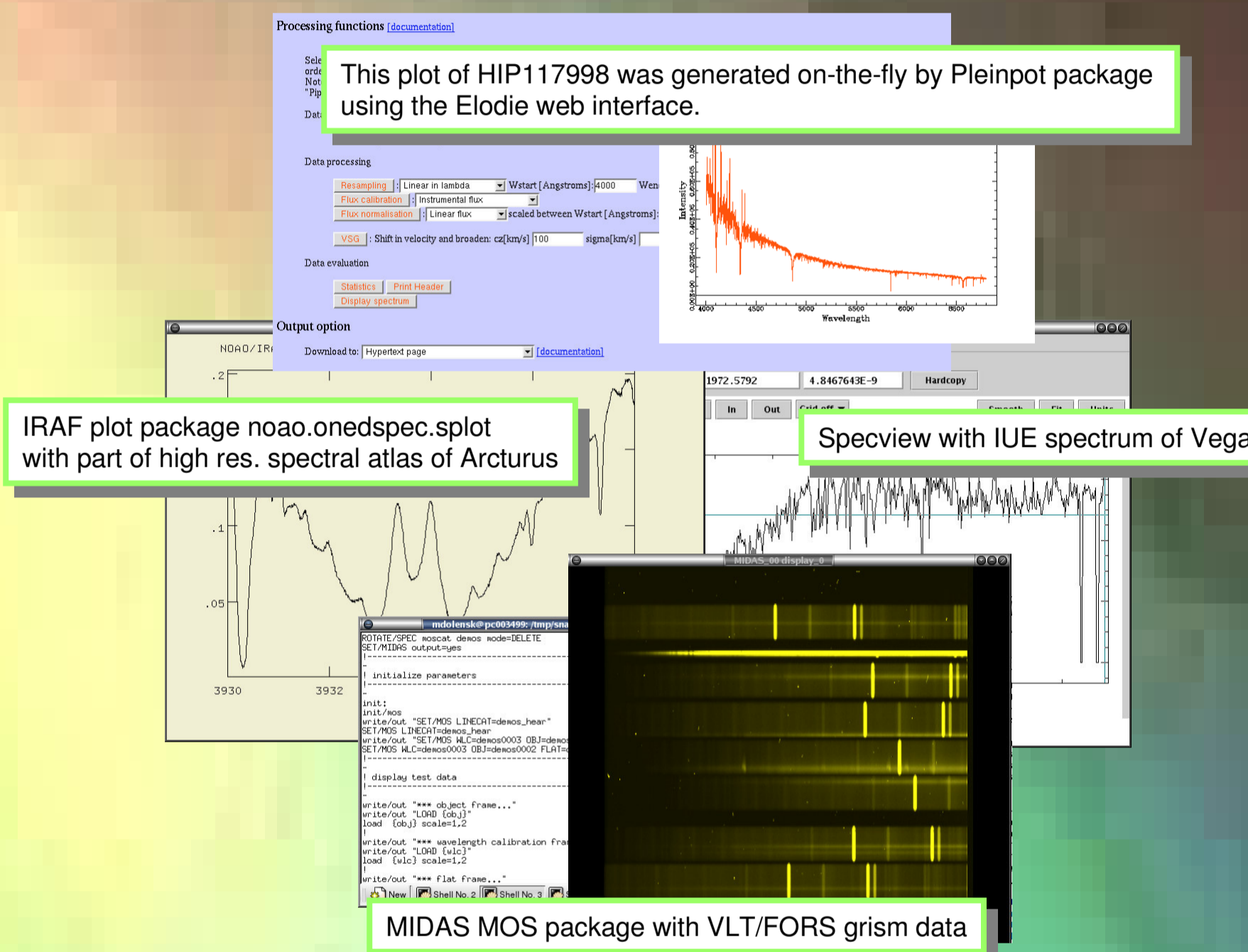
## Characteristics of Data

Columns/data items:

- \* wavelength (better fravergy: frequency, wavelength, energy)
- \* flux (magnitude, flux, flux density, counts)
- \* flux error
- \* quality flag
- \* variance arrays
- \* photon events
- \* antenna temperature vs. frequency (e.g. SWAS spectra)

Further features:

- \* number: ~100 K - 1 Mio. spectra/data provider; often only several 100s in very specific catalogs
- \* size: few KBs - few MBs/spectrum
- \* wavelength/energy ranges: gamma, X-ray, UV, optical, IR, radio
- \* resolution: 20 - 45.000; 1.000.000 in case of a solar spectrum
- \* linear and non-linear/irregularly sampling (for instance in energy domain)
- \* often with WCS
- \* stellar parameters: e.g.: Teff, log(g), [Fe/H]
- \* noise
- \* masks (coded aperture mask data, INTEGRAL)
- \* observation dependent transfer matrix to convert counts to phys. units
- \* spectral features (SLOAN): emission, absorption lines and parameters, emission redshift params. cross-correlation parameters
- \* time resolved spectral information (XTE, BATSE, Swift, HETE)



## Name of Application/Package

Tools for Spectra:

- \* aXe
- \* MIDAS-MOS
- \* NOAO/IRAF-Specplot
- \* Pleinpot
- \* Specview

Tools for SEDs:

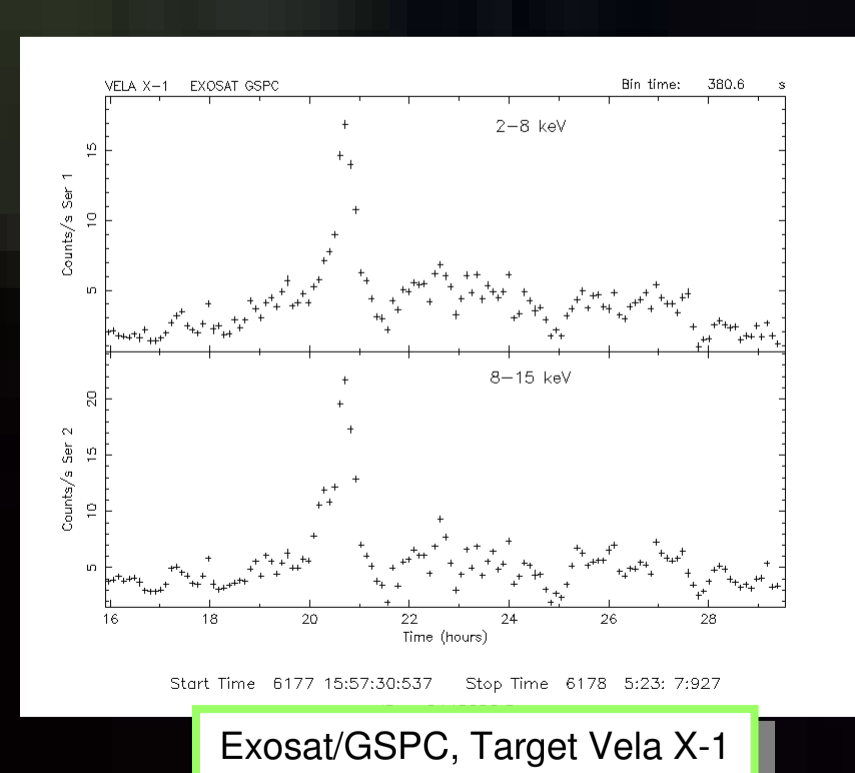
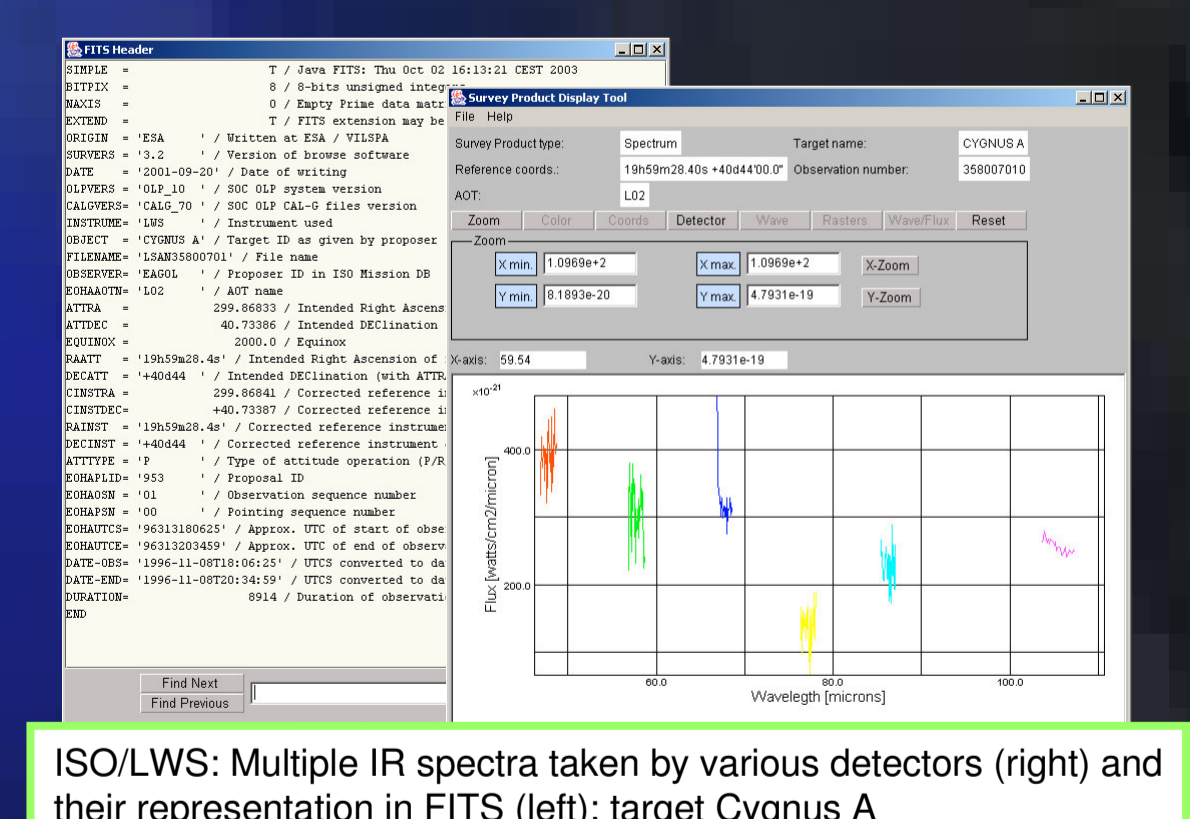
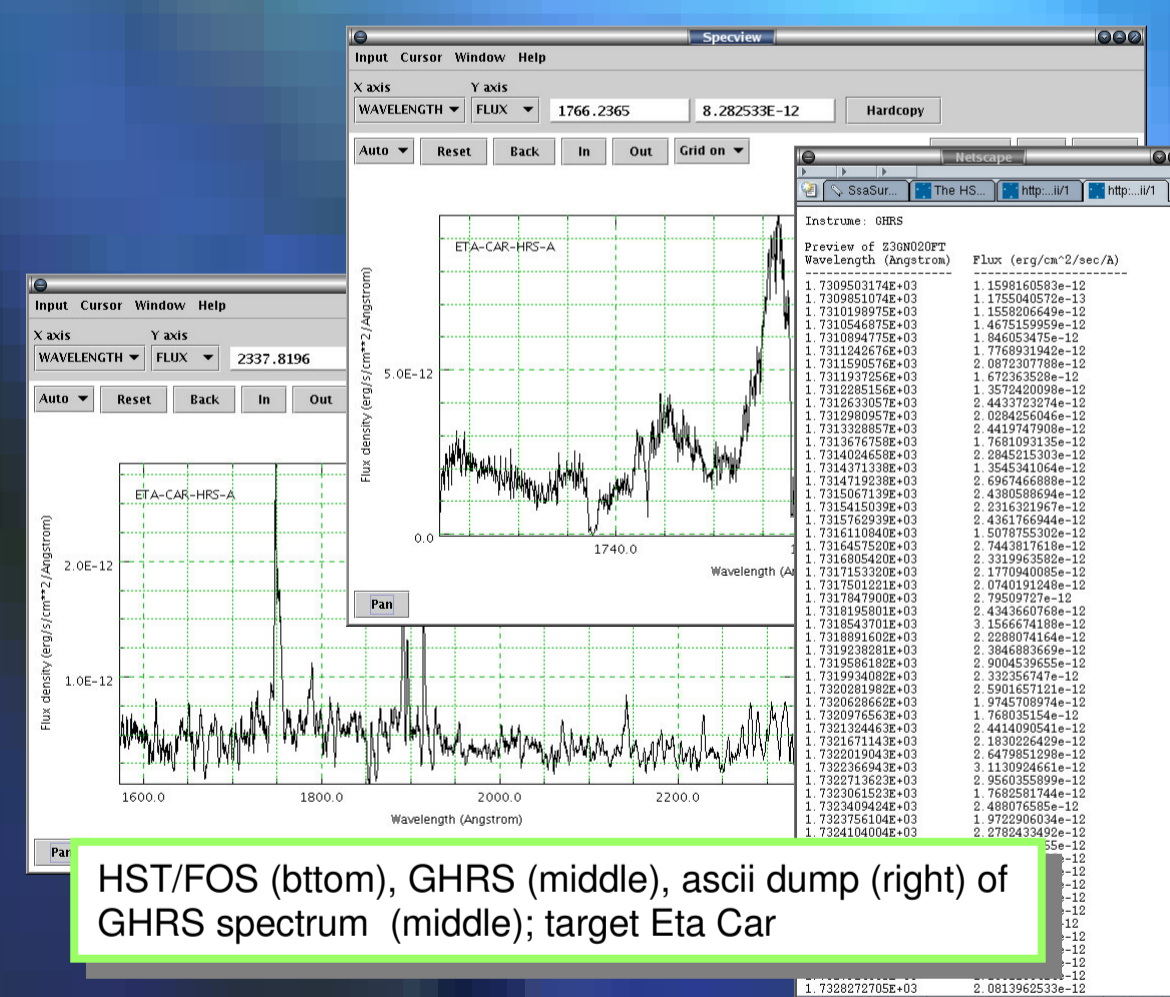
- \* NED (on-line)
- \* AVO Prototype SED utility

## Storage Format

- \* ASCII tables (catalogs, often highly processed data)
- \* Database tables (e.g. Sloan)
- \* FITS binary tables
- \* FITS images; often used for raw data (CCD images) or stacks thereof; radio spectral image cubes

## Is the data available online?

Yes. Data are generally on-line, but proprietary periods and restricted access depending on nationality may apply.



## Conclusion

It turns out that a wide variety of spectroscopic data is readily available on-line. Data structures and qualitative aspects, however, vary substantially. A preliminary analysis shows that an SSA service will need to transform archived data into a common, well defined structure prior to delivery.

## Credits

Many thanks to all who contributed to the survey. Special thanks to Ivo Busko, Mike Fitzpatrick, Satoshi Honda, Stephen Kent, Tom McGlynn, Pedro Osuna Alcalaya, Benoit Pirenne, Ray Plante, Philippe Prugniel, Enrique Solano, Alex Szalay, Francisco Valdes and Andreas Wicenec.