

Semantics at AI11

- **Norman Gray: AstroDAbis: stand-off tagging for astronomy**
- **Peter Fox (Skype): Semantic Data Frameworks Come of Age**
- **Guillermo Cabrera: RDF Representation of Astronomical Images**
- **Alberto Pepe: Analysis and visualization of collaboration networks in astronomy**
- **Discussion: Semantic Astronomy - what are the key research problems for the next three years? Emerging topics, funding, community engagement, developing the profession, recognition...**

Semantic Astronomy workshop: discuss!

Matthew Graham (Caltech, USA)

Norman Gray (Glasgow, UK)

Tara Murphy (Sydney, Australia)

Astroinformatics 2011, Sorrento, 2011 Sep 28

~~why hasn't semweb taken off in astro?~~

We have the intuition that SemWeb techniques will be massively powerful in astronomy. So why isn't everyone convinced?

- Technological conservatism? Not really.
- Technology cliff? Possibly...
- Lack of basics? Build it and they will come?
- Lack of convincing stories/problems/solutions

norman gray

semweb strengths and weaknesses

Strengths

- Comfortable with ragged/heterogeneous/distrib data
- Aims for machine 'understanding'
- Good at statements of the bleedin' obvious

Weaknesses

- Not good at very high volume
- Technology not as mature as RDBMSs

norman gray

- Very useful discussion session
- Googledoc notes at <http://bit.ly/o7N7V6>
- More actions and followup suggested, details should appear in that googledoc

norman gray

AstroDAbis: tagging neighbours remotely through TAP and LOD

Norman Gray (Glasgow, UK) & **Bob Mann** (ROE, UK)

Astroinformatics 2011, Sorrento

JISC



University
of Glasgow



THE UNIVERSITY *of* EDINBURGH

the problem, ii

- Cross-match or neighbour tables are archive-specific
- ...and not shared
- ...and can't be inter-archive
- AstroDAS system: Bose, Mann & Prina-Ricotti (2006)
adapted DAS to OpenSkyQuery

norman gray

BioDAS: biology community has a system which allows for distributed annotation of genetic sequences

Binary relations...

ident	subjcol	subjid	objcol	objid	rel
123	cat1	'abcd'	cat2	'efgh'	'contain'

ident	subjcol	subjid	tag
123	cat1	'abcd'	quasar

...and unary relations

- Astronomer can annotate ObjId X in catalogue A with tag “quasar”
- Astronomer can jointly annotate ObjId X in catalogue A, and Y in B, saying they are the same, or within a given distance of each other
- Catalogues A and B don't have to be in the same archive, and the annotations are shareable through TAP and Linked-Data

```
<http://example3.org/foo/123>
  tagged [
    tag "quasar";
    tagger <http://astrodabis/u/99> ];
  hasNeighbour [
    obj <http://example4.org/bar/456>;
    sepArcsec "10";
    tagger <http://astrodabis/u/99> ];
  inPaper <http://ads/2001bibcode>.

<http://example1.org/messier/31>
  owl:sameAs <http://example2.org/ngc/224>.
```

@normangray

<http://nxg.me.uk/norman/>

<http://astrodabis.jiscinvolve.org>

Schema still provisional
Illustrated as Linked Data; stress available through TAP
Built to be extensible – links to SIMBAD & dbpedia?
Don't have to be in same catalogue



TWOC

Semantic Data Frameworks Come of Age

Astroinformatics 2011

September 28, 2011

Peter Fox (RPI) pfox@cs.rpi.edu

Tetherless World Constellation and the SESF team: Patrick West,
Eric Rozell, Stephan Zednik, Han Wang, Rajashree Deka, Linyun Fu,
Deborah McGuinness and Jim Hendler ...





Introduction

- The origins of this effort and rise
- Why frameworks and not systems?
- Moving from core semantics to framework semantics – integration and configuration
- The design and development method
- Open source ontologies and software!
- A role for participation




Prior to 2005, we built *systems*

- Rough definitions



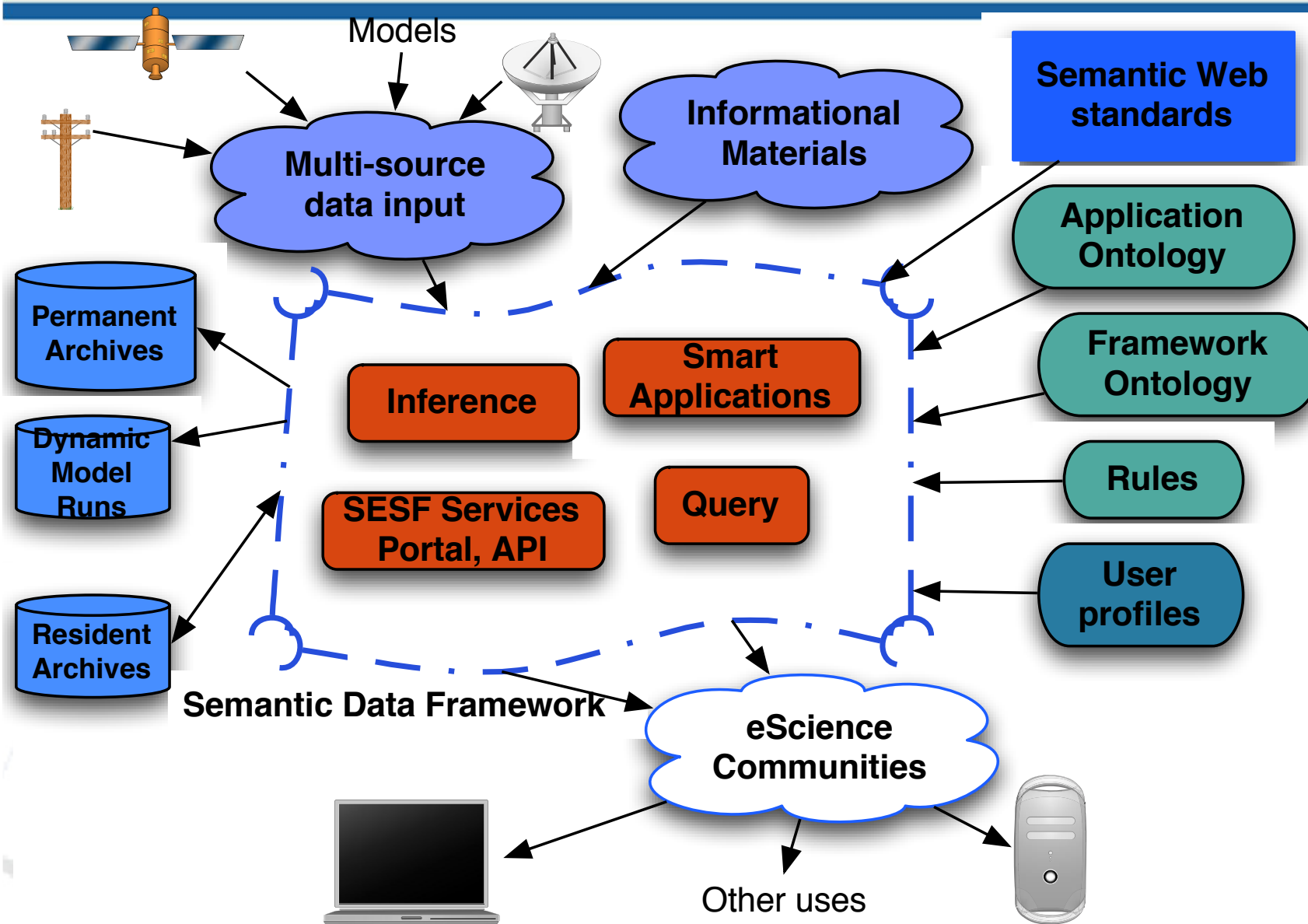
- Systems have very well-defined entry and exit points. A user tends to know when they are using one. Options for extensions are limited and usually require engineering



- Frameworks have many entry and use points. A user often does not know when they are using one. Extension points are part of the design



Framework overview





Real use cases (oceanography)

- Do you have any data online from Hutchins from award number OCE-0423418?
- I want to download (temperature, biology, ...) data in the following areas (N. Atlantic, bounding box, where the JGOFS survey was done, ...)
- What new data has been added since last year and organize it by project
- Show all the places where the surface temperature in the North Atlantic is 25 deg. C during June
- Find me PAR data from the Southern Ocean




Summary

- Expansion of application integration via ontology-driven mediation means new adopters can enter at application (and not lower) levels
- Frameworks are coming of age because: methods are mature, technology too, and many adopters...
- Good progress on non-specialist/ application use case implementation and vocabulary mediation
- Second phase of testbeds, configuration capability and discovery by December 2011

Astroinformatics 2011

RDF Representation of Astronomical Images

Guillermo Cabrera (AURA-CTIO / CMM & DCC, University of Chile)
gcabrera@dim.uchile.cl



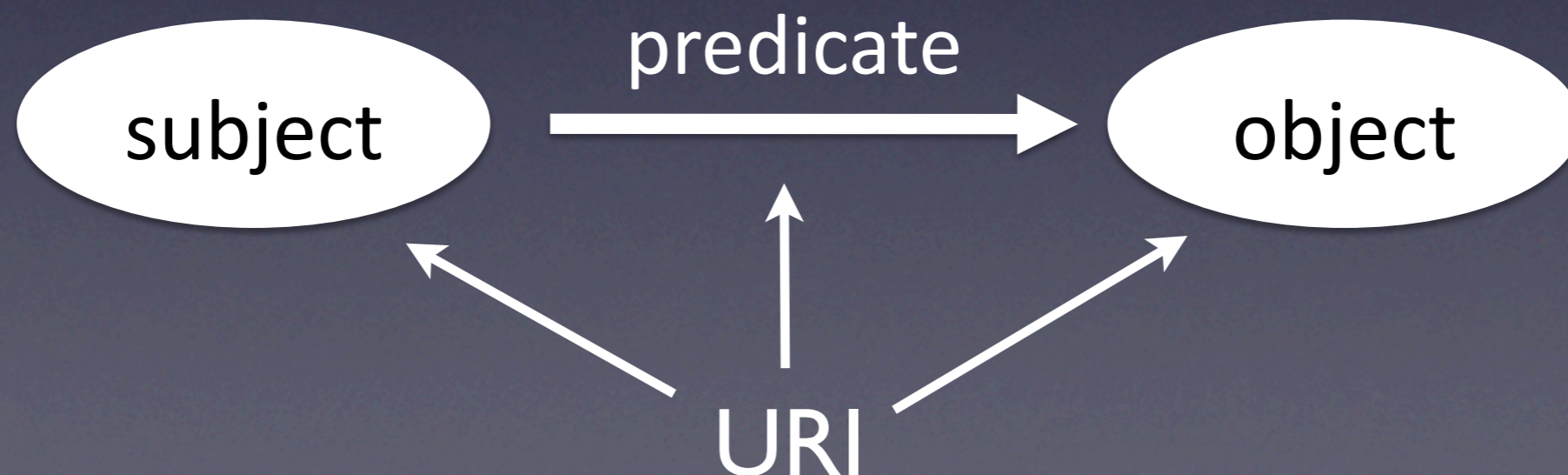
PROMPT

- 6 telescopes (5 working).
- Location: CTIO (latitud 30:10:03, longitud 70:48:19)
- Visual field: 10 arcmin
- Maximum exposition time: 80 seconds
- Diameter: 0.41 m



Resource Description Framework (RDF)

- World Wide Web (W3C) standard for open linked data representation.
- Language for representing statements about resources as a graph of nodes and arcs representing the resources, and their properties and values.



Metadata Grouping

Image

SUNELEV YBINNING XPIXSZ
SIMPLE SBSTDVER LONGITUD
CCD-TEMP OBSID DATE
NAXIS RA AIRMASS
DATE-OBS OBSERVER GRBID
SET-TEMP TELDEC BZERO
YORGSUBF NAXIS1 TIME-OBS
JD XBINNING FILTER
DEC XORGSUBF YPIXSZ
SECPIX NAXIS2 BITPIX
EXPOSURE ZA ELEVATIO
HA EPOCH LATITUDE
TELRA EXPID BSCALE
LST MJD-OBS EXPTIME
IMAGETYP AZIMUTH FOCUSPOS

Telescope

LATSTR
APTDIA
LONGSTR
APTAREA
SITELEV
OBSERVAT
FOCALLEN
TELESCOP

Camera

INSTRUME

Software_IC

SWCREATE
SWOWNER

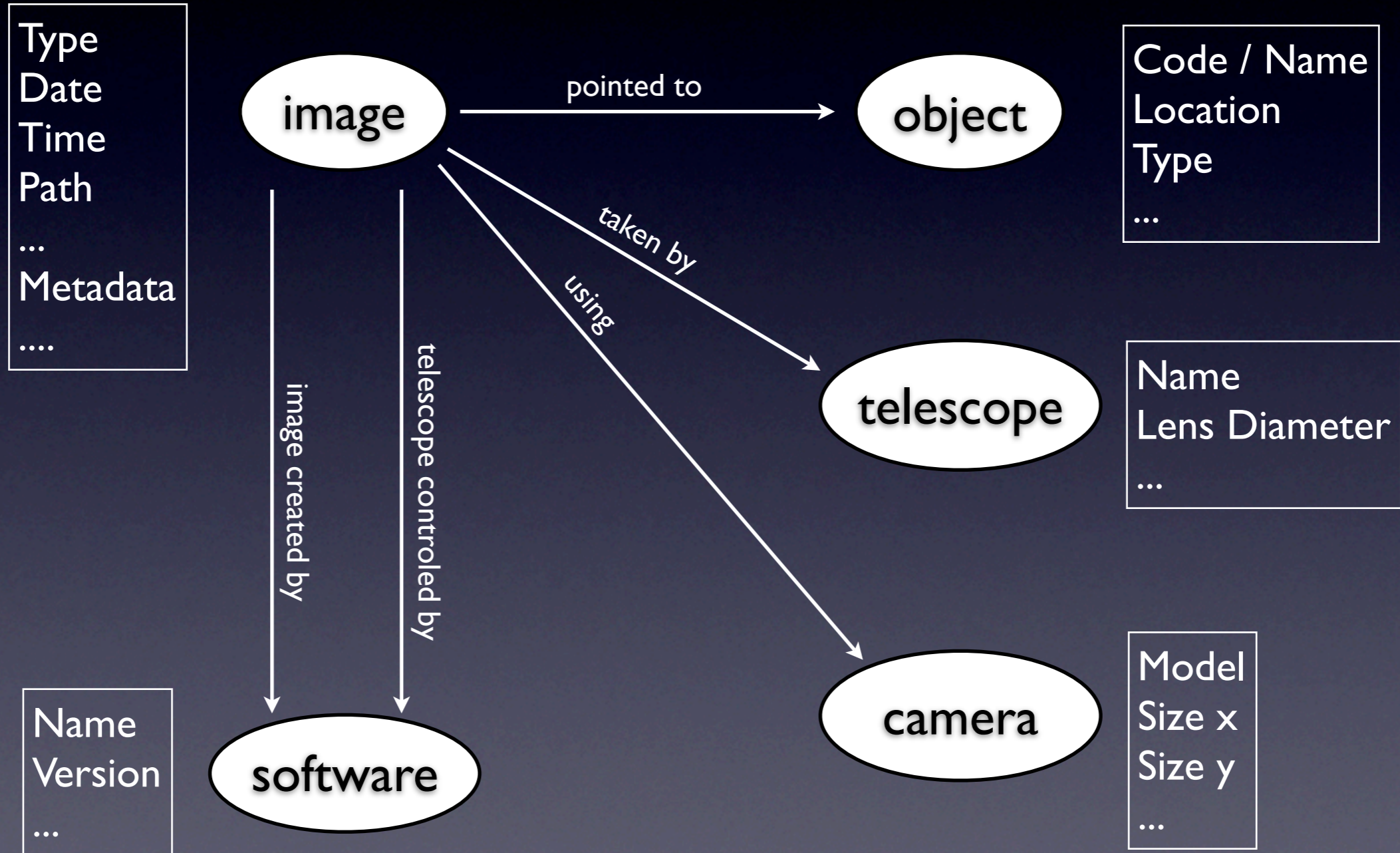
Software_TC

SWVER

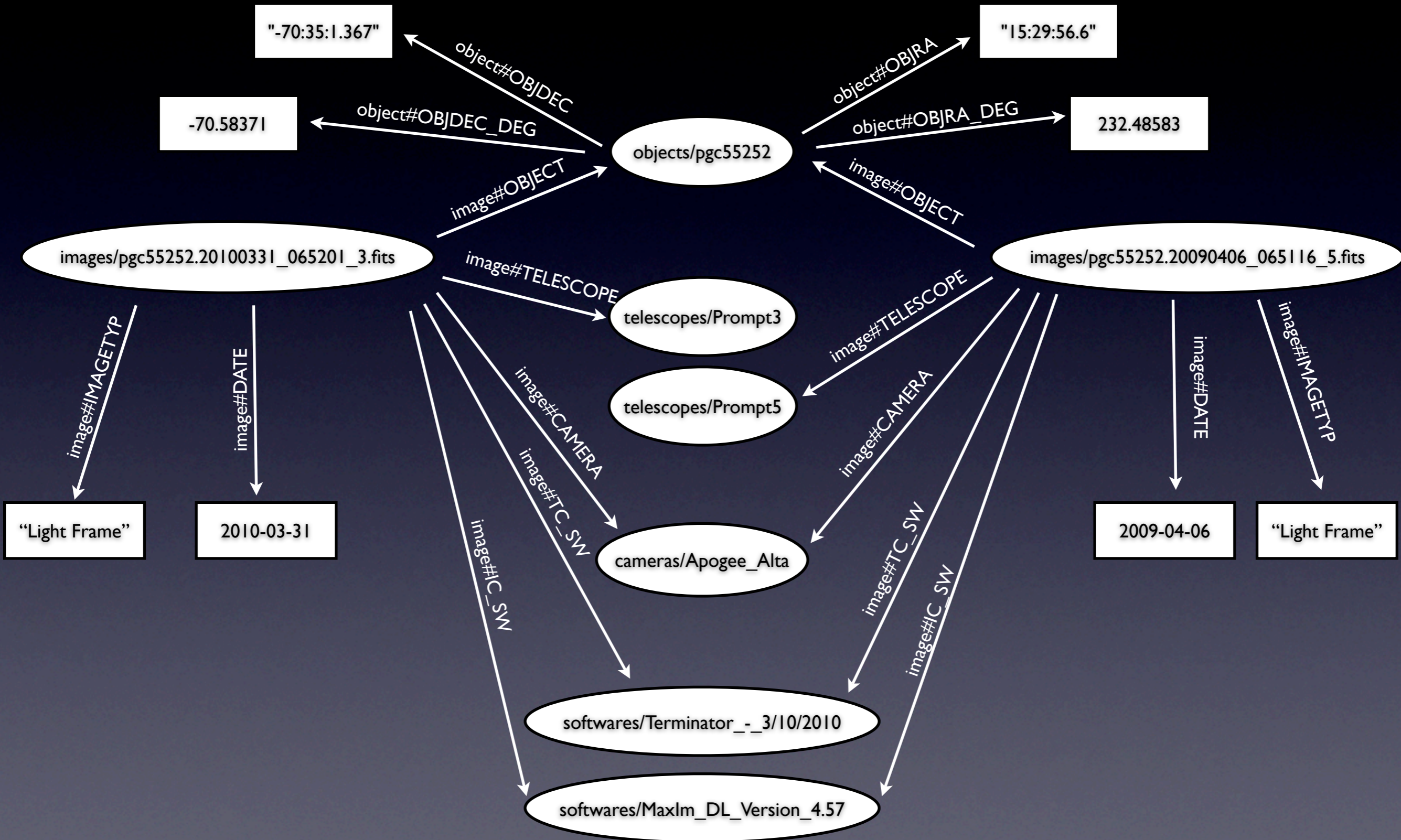
Object

OBJECT
OBJDEC
OBJRA

RDF Model



RDF Model



SPARQL Queries


- All images from NGC1260 obtained between the 15th and the 25th of September, 2006:

```
SELECT DISTINCT ?i WHERE
{ ?i nsi:OBJECT nsos:NGC1260.
  ?i nsi:DATE ?d.
  FILTER(?d <="2006-09-25").
  FILTER(?d >="2006-09-15").
}
```


Conclusions

- Interoperable model of astronomical images metadata.
- Extensible, flexible and decentralized.
- Possibility to query data across sources.
- Use of latest semantic data technology.
- Simple to implement.

<http://linkeddata.org/>



Linking Open Data cloud diagram, by Richard Cyganiak and Anja Jentzsch. <http://lod-cloud.net/>

U S I N G
ADS

to explore collaboration
networks in astronomy.

ALBERTOPEPE

Harvard-Smithsonian Center for Astrophysics



SEAMLESS ASTRONOMY

Linking scientific data, publications, and communities



ABOUT PEOPLE PROJECTS PUBLICATIONS PRESENTATIONS EVENTS LINKS TWITTER



The Seamless Astronomy Group at the Harvard-Smithsonian Center for Astrophysics brings together astronomers, computer scientists, information scientists, librarians and visualization experts involved in the development of tools and systems to study and enable the next generation of online astronomical research.

Current projects include research on the development of systems that seamlessly integrate scientific data and literature, the semantic interlinking and annotation of scientific resources, the study of the impact of social media and networking sites on scientific dissemination, and the analysis and visualization of astronomical research communities. Visit our [project page](#) to find out more.

Sponsors of Seamless Astronomy include NASA, NSF and Microsoft Research.

Contact us. For inquiries or questions, please email Sarah Block at sblock@cfa.harvard.edu. Alternatively you can contact or visit us at:
 SEAMLESS ASTRONOMY TEAM
 HARVARD-SMITHSONIAN CENTER FOR ASTROPHYSICS
 60 GARDEN STREET, MS 42
 CAMBRIDGE, MA 02138

Latest news

doug_burke: Should we argue for low-fat citations then? RT @michellehudson: #hudc11 I support citations that are human and machine eatable.

doug_burke: Attribution to Citizen Scientists (more than 200000 of them) from Galaxy Zoo is art
<http://zoo1.galaxyzoo.org/Volunteers.aspx> #hudc11

doug_burke: How Astronomers (well, one of them) think about long-term naming of URIs/resources (an early draft)
<http://bit.ly/gCtQhL> #hudc11

doug_burke: TA: RT @normangray: @doug_burke <http://www.astro.gla.ac.uk/users/norman/ivoa/long-term-uris.html> (still very drafty)

doug_burke: @normangray where is your "persistence" document (I'm not dreaming that you wrote one, am I)?



Alberto Accomazzi
Project Manager, Astrophysics Data System



Michael R. Blake
Digital Resources Librarian, John G. Wolbach Library



Doug Burke
Astrophysicist, Smithsonian Astrophysical Observatory



Alberto Conti
Astrophysicist, Space Telescope Science Institute



Mercé Crosas
Director, Product Development, IQSS



Raffaele D'Abrusco
Postdoctoral Research Fellow, High Energy Astrophysics division, CFA



Rahul Dave
Computational Scientist, Astrophysics Data System



Christopher Erdmann
Head Librarian, John G. Wolbach Library



Alyssa Goodman
Professor of Astronomy, Harvard University



Michael Kurtz
Astronomer and Computer Scientist, Smithsonian Astrophysical Observatory



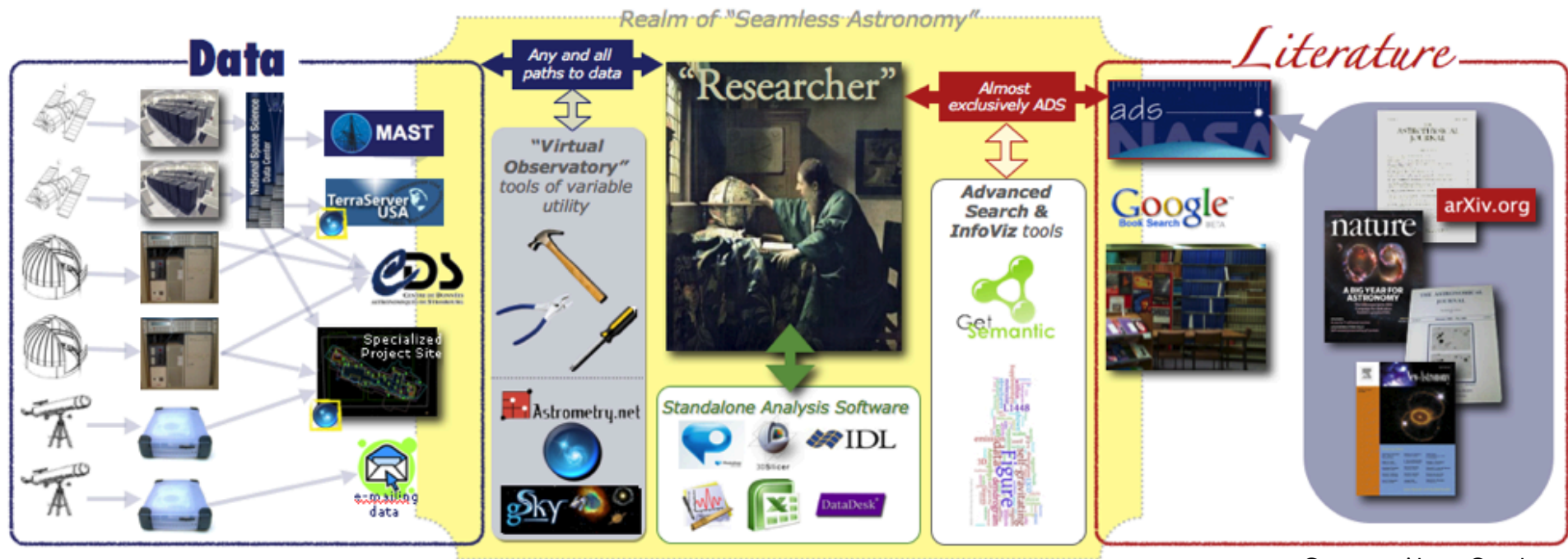
Jay Luker
IT Specialist, Astrophysics Data System.



August Muench
Research astronomer, Smithsonian Astrophysical Observatory



Alberto Pepe
Postdoctoral Research Fellow, Harvard University



Courtesy: Alyssa Goodman

2. DATA

In this paper, we use the $^{12}\text{CO}(1-0)$ and $^{13}\text{CO}(1-0)$ data collected for Perseus as part of the COordinated Molecular Probe Line Extinction Thermal Emission (COMPLETE) Survey of Star Forming Regions,⁶ described in detail by Ridge et al. (2006b). The ^{12}CO and ^{13}CO molecular line maps were observed between 2002 and 2005 using the 14 m Five College Radio Astronomy Observatory (FCRAO) telescope with the SE-QUOIA 32-element focal plane array. The receiver was used with a digital correlator providing a total bandwidth of 25 MHz over 1024 channels. The $^{12}\text{CO } J = 1-0$ (115.271 GHz) and the $^{13}\text{CO } J = 1-0$ (110.201 GHz) transitions were observed simultaneously using an on-the-fly (OTF) mapping technique. The beam telescope at these frequencies is about $46''$. Both maps of ^{12}CO and ^{13}CO are essential for a thorough study of the outflow and cloud properties. The $^{12}\text{CO}(1-0)$ is a good tracer of the cool and massive molecular outflows and provides the information needed to study the impact of these energetic phenomena on the cloud. The $^{13}\text{CO}(1-0)$ provides an estimate of the optical depth of the $^{12}\text{CO}(1-0)$ line and can be used to probe the cloud structure and kinematics.

Observations were made in $10' \times 10'$ maps with an effective velocity resolution of 0.07 km s^{-1} . These small maps were then patched together to form the final large map of Perseus, which is about $6:25 \times 3'$. Calibration was done via the chopper-wheel technique (Kutner & Ulich 1981), yielding spectra with units of T_A^* . We removed noisy pixels that were more than 3 times the average rms noise of the data cube, the entire map was then resampled to a $46''$ grid, and the spectral axis was Hanning smoothed⁷ (necessary to keep the cubes to a size manageable by

with astronomical data) by Borkin et al. (2005) to study the hierarchical structure of star-forming cores and velocity structure of IC 348 with $^{12}\text{CO}(1-0)$ and $^{13}\text{CO}(1-0)$ data.

We divided the Perseus cloud into six areas (with similar cloud central LSR velocities) for easier visualization and outflow search in 3D Slicer (see below). The borders of these areas are similar to those named by Pineda et al. (2008), who also based their division mainly on the cloud's central LSR velocity. The regions, whose outlines are shown in Figure 1, overlap between 1 and 3 arcmin to guarantee complete analysis. This overlap was checked to be sufficient based on the fact that new and known outflows which crossed regions were successfully double-identified.

For each area, an isosurface (constant intensity level) model was generated in 3D Slicer, using the $^{12}\text{CO}(1-0)$ map. The threshold emission intensity level chosen for each isosurface model was the lowest level of emission above the rms noise level for that particular region. This creates a three-dimensional model representing all of the detected emission. The high-velocity gas in this three-dimensional space can be identified in the form of spikes, as shown for the B5 region in Figure 2, which visually stick out from the general distribution of the gas. These sharp protrusions occur since one is looking at the radial velocity component of the gas along the line of sight, thus causing spikes wherever there is gas at distinct velocities far away from the main cloud velocity. Instead of having to go through each region and carefully examine each channel map, or randomly scroll through the spectra by hand, this visualization allows one to instantly see where the high-velocity points are located (see also Borkin et al. 2007, 2008).

⁸ This work is done as part of the Astronomical Medicine project (<http://am.ic.harvard.edu>) at the Initiative in Innovative Computing at Harvard (<http://iic.harvard.edu>). The goal of the project is to address common research challenges to both the fields of medical imaging and astronomy including visualization, image analysis, and accessibility of large varying kinds of data.

⁹ <http://www.slicer.org/>

⁶ See <http://www.cfa.harvard.edu/COMPLETE>.

⁷ See <http://www.cfa.harvard.edu/COMPLETE/projects/outflows.html> for a link to the molecular line maps.

REFERENCES

- Andersson, B.-G., Wamnier, P. G., Moriarty-Schieven, G. H., & Bakker, E. J. 2000, *AJ*, 119, 1325
- Arce, H. G., & Goodman, A. A. 2001a, *Apl*, 551, L171
- Arce, H. G., & Goodman, A. A. 2001b, *Apl*, 554, 132
- Arce, H. G., & Goodman, A. A. 2002a, *Apl*, 575, 911
- Arce, H. G., & Goodman, A. A. 2002b, *Apl*, 575, 928
- Arce, H. G., & Sargent, A. I. 2005, *Apl*, 624, 232
- Arce, H. G., & Sargent, A. I. 2006, *Apl*, 646, 1070
- Arce, H. G., Shepherd, D., Gueth, F., Lee, C.-F., Bachiller, R., Rosen, A., & Beuther, H. 2007, in *Protostars and Planets V*, ed. B. Reipurth, D. Jewitt, & K. Keil (Tucson, AZ: Univ. Arizona Press), 245
- Aspin, C., Sandell, G., & Russell, A. P. G. 1994, *A&AS*, 106, 165
- Bachiller, R., & Cernicharo, J. 1984, *A&A*, 140, 414
- Bachiller, R., & Cernicharo, J. 1986, *A&A*, 168, 262
- Bachiller, R., Gueth, F., Guilloreau, S., Tafalla, M., & Dutrey, A. 2000, *A&A*, 362, L33
- Bachiller, R., Martin-Pintado, J., & Planesas, P. 1991, *A&A*, 251, 639
- Bachiller, R., Martin-Pintado, J., Tafalla, M., Cernicharo, J., & Lazareff, B. 1990a, *A&A*, 231, 174
- Bachiller, R., Menten, K. M., & del Rio Alvarez, S. 1990b, *A&A*, 236, 461
- Banerjee, R., Klessen, R. S., & Fendt, C. 2007, *Apl*, 668, 1028
- Bally, J., Devine, D., & Alten, V. 1996a, *Apl*, 473, 921
- Bally, J., Devine, D., Alten, V., & Sutherland, R. S. 1997, *Apl*, 478, 603
- Bally, J., Devine, D., & Reipurth, B. 1996b, *Apl*, 473, L49
- Bally, J., & Reipurth, B. 2001, *Apl*, 546, 299
- Bally, J., Reipurth, B., Lada, C., & Billavala, Y. 1999, *AJ*, 117, 410
- Beichman, C. A., et al. 1984, *Apl*, 278, L45
- Borkin, M., Arce, H., Goodman, A., & Halle, M. 2008, *ASPC*, 394, 145
- Borkin, M., Goodman, A., Halle, M., & Alan, D. 2007, *ASPC*, 376, 621
- Borkin, M. A., Ridge, N. A., Goodman, A. A., & Halle, M. 2005, *astro-ph/0506604*
- Brunt, C. M., Meyer, M. H., & Mac Low, M.-M. 2009, *A&A*, 504, 883
- Carroll, J. J., Frank, A., Blackman, E. G., Cunningham, A. J., & Quillen, A. C. 2009, *Apl*, 695, 1376
- Cernicharo, J., & Reipurth, B. 1996, *Apl*, 460, L57
- Cernis, K. 1990, *Ap&SS*, 166, 315
- Choi, M., Hodapp, K. W., Hayashi, M., Motohara, K., Pak, S., & Pyo, T.-S. 2006, *Apl*, 646, 1050
- Cunningham, A. J., Frank, A., Carroll, J., Blackman, E. G., & Quillen, A. C. 2009, *Apl*, 646, 816
- Davis, C. J., Scholz, P., Lucas, P., Smith, M. D., & Adamson, A. 2008, *MNRAS*, 387, 954
- Hartmann, L., Ballesteros-Paredes, J., & Bergin, E. A. 2001, *Apl*, 562, 852
- Hatchell, J., Fuller, G. A., & Richer, J. S. 2007, *A&A*, 472, 187
- Hatchell, J., Richer, J. S., Fuller, G. A., Quilley, C. J., Ladd, E. F., & Chandler, C. J. 2005, *A&A*, 440, 151
- Herbig, G. H., & Jones, B. F. 1983, *AJ*, 88, 1040
- Herbst, W. 2008, in *Handbook of Star Forming Regions*, Vol. 1: The Northern Sky, ed. B. Reipurth (San Francisco, CA: ASP), 372
- Hiramatsu, M., Hirano, N., & Takakuwa, S. 2010, *Apl*, 712, 778
- Hirano, N., Kameya, O., Mikami, H., Saito, S., Umemoto, T., & Yamamoto, S. 1997, *Apl*, 478, 631
- Hirano, N., & Taniguchi, Y. 2001, *Apl*, 550, L219
- Hirota, T., et al. 2008, *PASJ*, 60, 37
- Jørgensen, J. K., Hogerheide, M. R., Blake, G. A., van Dishoeck, E. F., Mundy, L. G., & Schöier, F. L. 2004, *A&A*, 413, 993
- Jørgensen, J. K., Johnstone, D., Kirk, H., Myers, P. C., Allen, L. E., & Shirley, Y. L. 2008, *Apl*, 683, 822
- Jørgensen, J. K., et al. 2006, *Apl*, 645, 1246
- Kirk, H., Johnstone, D., & Di Francesco, J. 2006, *Apl*, 646, 1009
- Knee, L. B. G., & Sandell, G. 2000, *A&A*, 361, 671
- Kutner, M. L., & Ulich, B. L. 1981, *Apl*, 250, 341
- Kwon, W., Looney, L. W., Crutcher, R. M., & Kirk, J. M. 2006, *Apl*, 653, 1358
- Lada, C. J., Alves, J., & Lada, E. A. 1996, *AJ*, 111, 1964
- Lada, C. J., & Fich, M. 1996, *Apl*, 459, 638
- Lada, E. A., & Lada, C. J. 1995, *AJ*, 109, 1682
- Lada, C. J., & Lada, E. A. 2003, *ARA&A*, 41, 57
- Ladd, E. F., Lada, E. A., & Myers, P. C. 1993, *Apl*, 410, 168
- Luhman, W. D., & Penzias, A. A. 1993, *Apl*, 408, 539
- Luhman, K. L., Stauffer, J. R., Muench, A. A., Rieke, G. H., Lada, E. A., Bouvier, J., & Lada, C. J. 2003, *Apl*, 593, 1093
- Mac Low, M.-M. 1999, *Apl*, 542, 169
- Margulis, M., & Lada, C. J. 1985, *Apl*, 299, 925
- Margulis, M., & Lada, C. J. 1986, *Apl*, 309, L87
- Masciadri, E., & Raga, A. C. 2001, *AJ*, 121, 408
- Matzner, C. D. 2007, *Apl*, 659, 1394
- Matzner, C. D., & McKee, C. F. 2000, *Apl*, 545, 364
- McCaughrean, M. J., Rayner, J. T., & Zinnecker, H. 1994, *Apl*, 436, L189
- Muench, A. A., Lada, C. J., Luhman, K. L., Muzerolle, J., & Young, E. 2007, *AJ*, 134, 411
- Nakamura, F., & Li, Z.-Y. 2007, *Apl*, 662, 395
- Norman, C., & Silk, J. 1980, *Apl*, 238, 158
- Padoun, P., Bally, J., Billavala, Y., Juvela, M., & Nordlund, Å. 1999, *Apl*, 525, 318
- Padoun, P., Juvela, M., Kristak, A., & Norman, M. I. 2000, *Apl*, 707, 1153

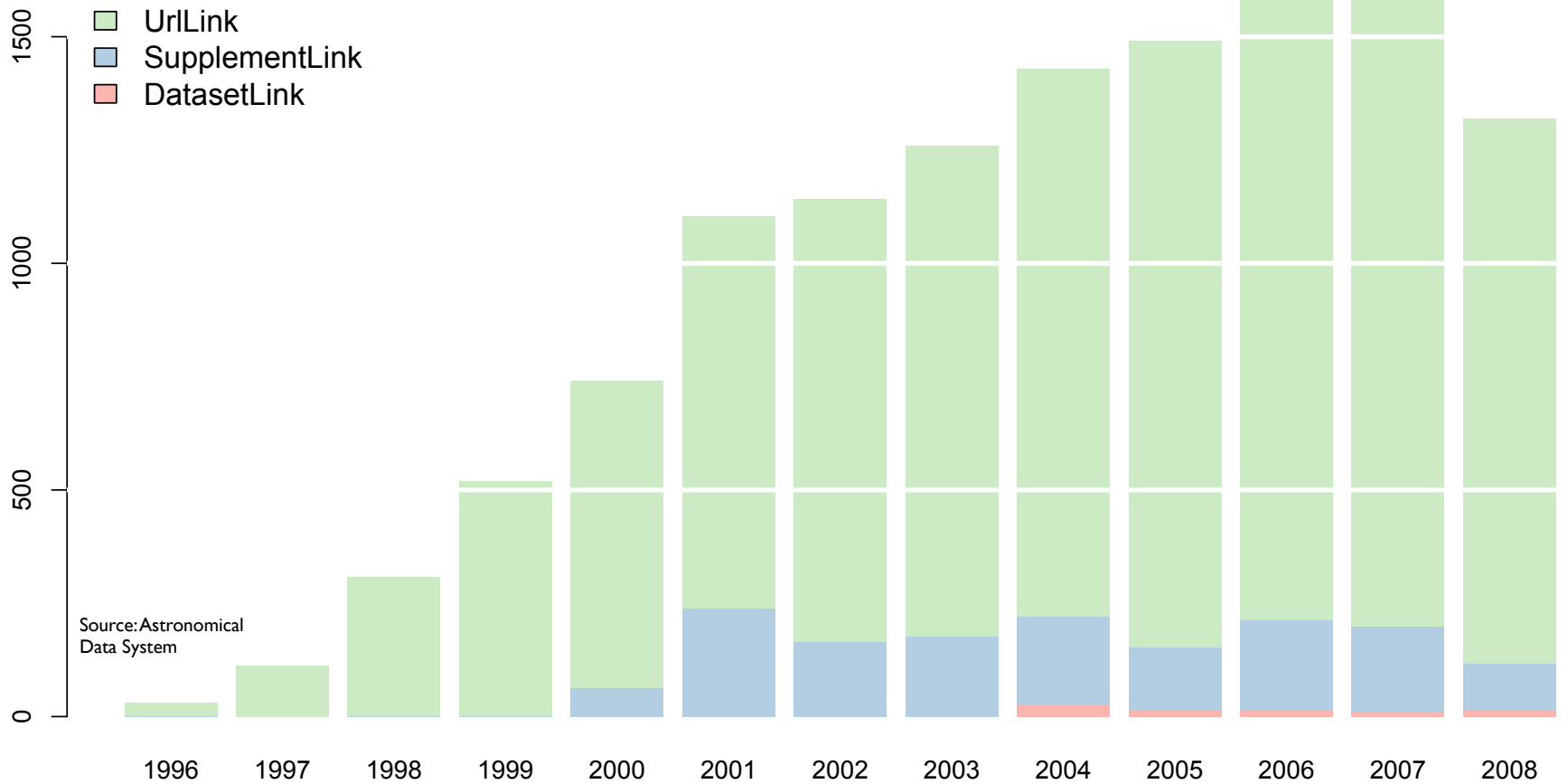
DATA
CITATIONS
Unstructured format.

PAPER
CITATIONS
Structured format.

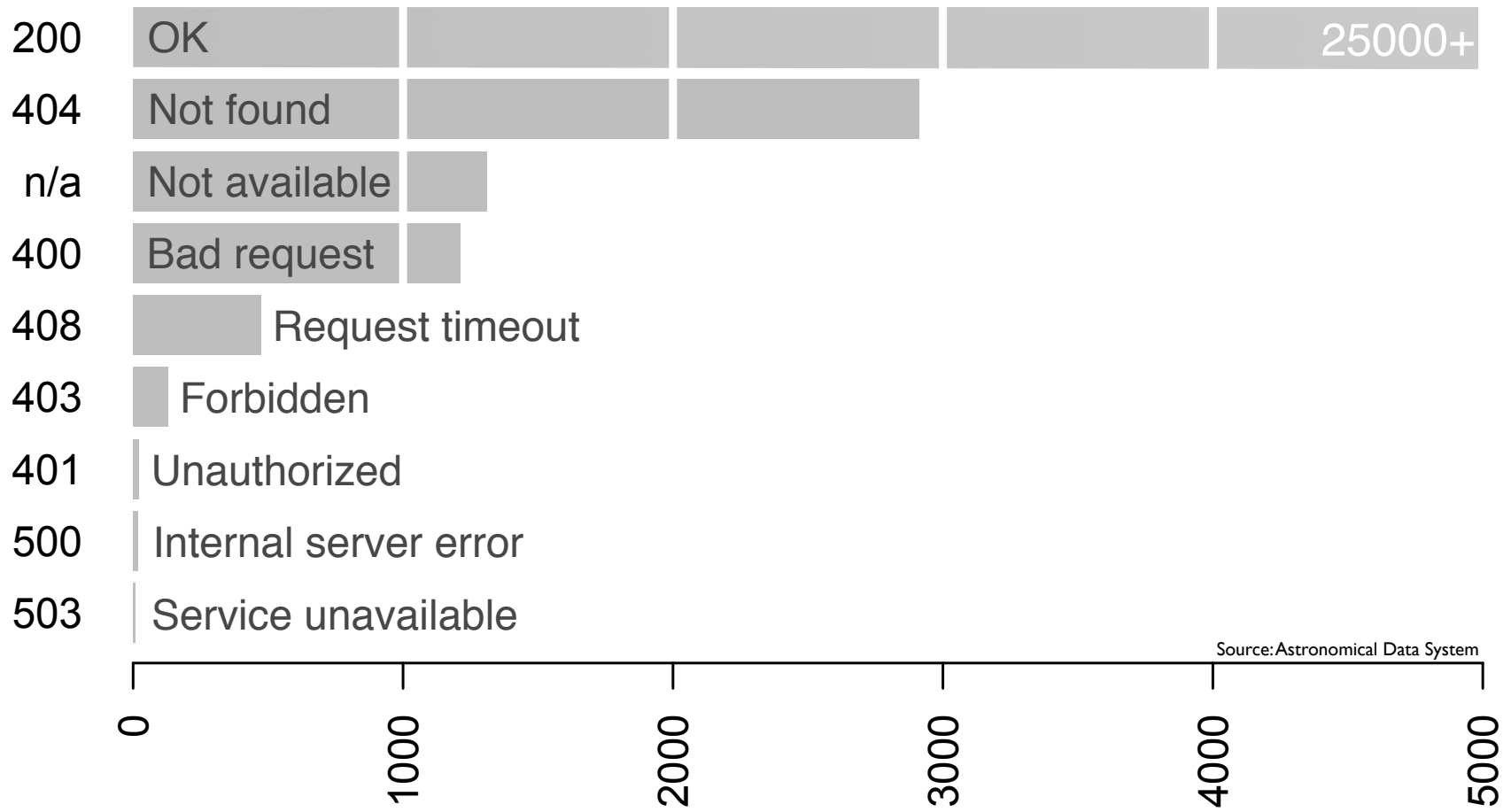
LINK ANALYSIS

A study of hyper-link references to data in papers

NUMBER OF ASTRONOMY PUBLICATIONS WITH LINKS, BY YEAR



HTTP STATUS CODES OF LINKS IN ASTRONOMICAL PUBLICATIONS



SAO/NASA ADS Astronomy Abstract Service

- [Find Similar Abstracts \(with default settings below\)](#)
- [Electronic Refereed Journal Article \(HTML\)](#)
- [Full Refereed Journal Article \(PDF/Postscript\)](#)
- [FIND IT @ HARVARD](#)
- [arXiv e-print \(arXiv:1005.1714\)](#)
- [References in the article](#)
- [Citations to the Article \(5\) \(Citation History\)](#)
- [Refereed Citations to the Article](#)
- [SIMBAD Objects \(66\)](#)
- [Also-Read Articles \(Reads History\)](#)
- [Translate This Page](#)

Publisher fulltext

Preprint

Literature cites

Incoming lit cites

Object cites

DATA?

Title: The COMPOSITE Survey of Outflows in Perseus

Authors: [Arce, Héctor G.](#); [Borkin, Michelle A.](#); [Goodman, Alyssa A.](#); [Pineda, Jaime E.](#); [Hector, Michael](#)

Affiliation: AA(Department of Astronomy, Yale University, P.O. Box 8101, New Haven, CT 06520, USA), AB(School of Engineering and Applied Sciences, Harvard University, 29 Oxford Street, Cambridge, MA 02138, USA), AC(Harvard-Smithsonian Center for Astrophysics, 60 Garden Street, Cambridge, MA 02138, USA), AD(Harvard-Smithsonian Center for Astrophysics, 60 Garden Street, Cambridge, MA 02138, USA), AE(Surgical Planning Laboratory, Department of Radiology, Brigham and Women's Hospital, 75 Francis Street, Boston, MA 02115, USA); Initiative in Innovative Computing, Harvard University, 60 Oxford Street, Cambridge, MA 02138, USA)

Publication: The Astrophysical Journal, Volume 715, Issue 2, pp. 1170-1190 (2010). ([ApJ Homepage](#))

Publication Date: 06/2010

Origin: [IOP](#)

ApJ Keywords: ISM: clouds, ISM: individual objects: Perseus, ISM: jets and outflows, ISM: kinematics and dynamics, stars: formation, turbulence

DOI: [10.1088/0004-637X/715/2/1170](#)

Bibliographic Code: [2010ApJ...715.1170A](#)

DATAVERSE

Professional archives focus on long term access by the wider community

Data owners focus on recognition and control

- Persistent identifiers
- Fixity
- Backups and recovery
- Metadata standards
- Conversion standards
- Preservation standards

≠

- Branding and visibility
- Data discovery
- Ease of use
- Scholarly citation
- Control over updates
- Terms of access and use

... but do not attract maximum contribution from data owners

... but do not assure long-term use as would a professional archive

Courtesy: Mercé Crosas

ASTRONOMY DATAVERSE NETWORK



HARVARD-SMITHSONIAN
CENTER FOR ASTROPHYSICS

EXPLORING THE UNIVERSE

Astronomy Dataverse Network

POWERED BY THE **Dataverse Network**™ PROJECT

[Search](#) [User Guides](#) [Report Issue](#)

[Log In](#) [Create Account](#)

This is a prototype for an Astronomy data repository. The project is a collaboration of the Seamless Astronomy group at the Harvard-Smithsonian Center for Astrophysics, the [ADS](#), the [Wolbach Library](#), and [IQSS](#) with support from the FAS Science Research Computing.

All Dataverses

[Advanced Search](#)
[Tips](#)

[ALL](#) [A](#) [B](#) [C](#) [D](#) [E](#) [F](#) [G](#) [H](#) [I](#) [J](#) [K](#) [L](#) [M](#) [N](#) [O](#) [P](#) [Q](#) [R](#) [S](#) [T](#) [U](#) [V](#) [W](#) [X](#) [Y](#) [Z](#)

Dataverses: **3** | Studies: **41** | Files: **257**

Name	Affiliation	Released	Activity
ChaMPlane View Info [+]	Harvard-Smithsonian Center for Astrophysics	Jun 23, 2011	■■■■■
COMPLETE View Info [+]	Harvard-Smithsonian Center for Astrophysics	Jun 23, 2011	■ ■■■■
1.2 Meter CO Survey View Info [+]	Smithsonian Astrophysical Observatory	May 23, 2011	■■■■■

<http://theastrodata.org>

[About](#) | [Research](#) | [Education & Outreach](#) | [Facilities](#) | [Opportunities](#) | [Events](#) | [Press Room](#) | [Contacts](#) | [Contribute to CfA](#) | [Privacy](#)



HARVARD-SMITHSONIAN CENTER FOR ASTROPHYSICS | 60 GARDEN STREET | CAMBRIDGE, MA 02138

Discussion

- **Virtual grad-student!**
- **What is the low-hanging fruit?**
- **Why aren't we doing this already?**
 - Most astronomers are simply unaware
- **Make Wolfram Alpha, Google, Bing, WWT (!!), etc. aware of Astrosemantics**
- **Find a “killer app” or a problem, to clearly show the utility of this new approach**
 - *Take a seminal paper and reproduce it using only IVAO tools [Alberto Conti]*
- **Write a simple, astronomy oriented document about astrosemantics**
 - <http://www.researchgate.net/topic/AstroSemantics>