

# SimDM Implementation

---

Publication in ISMDB

<http://ism.obspm.fr>

Franck Le Petit, David Languignon, Nicolas Moreau, Emeric Bron

# SimDM implementations at Paris Observatory

## Implementations at Paris Observatory


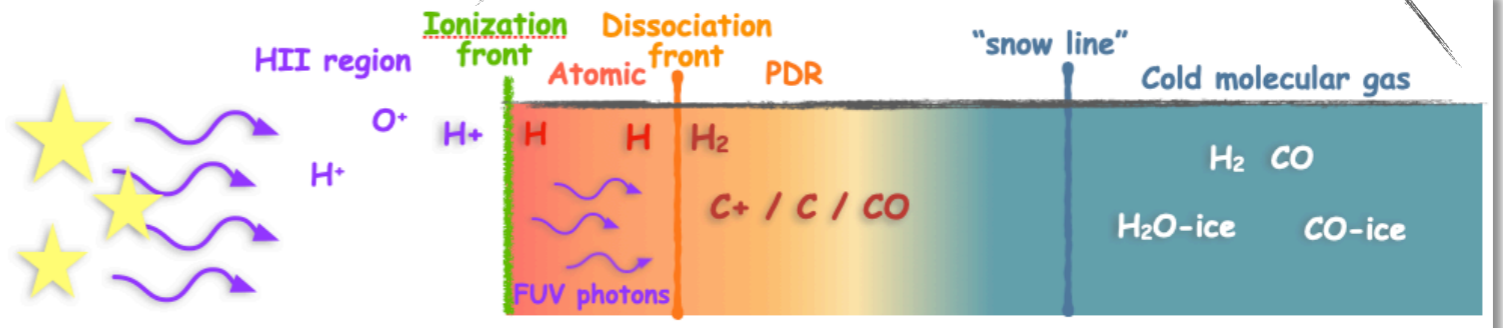

Past implementations (pre-SimDM) :

- **DEUVO**            Cosmological simulations
- **GALMER**        Galaxies mergers simulations  
<http://galmer.obspm.fr>

2 implementations with SimDM

- **ISMDB**            PDR models (1D stationary code)

- **Starformat**        3D+time MHD simulations  
=> becomes **Galactica** developed at CEA  
<http://www.galactica-simulations.eu/db/>

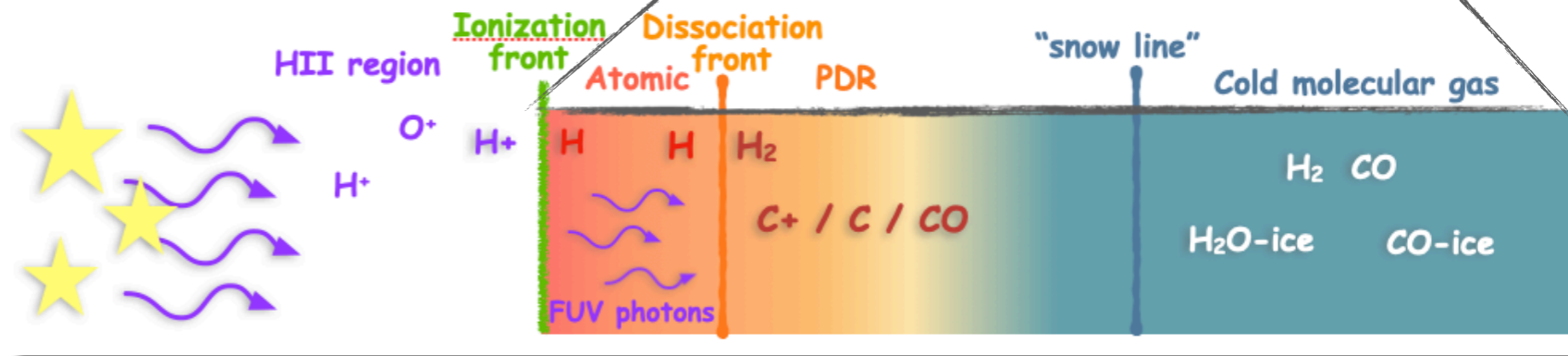


# PDR code

## PDR code:

- computes the atomic and molecular structure of interstellar clouds.
- analysis of physical and chemical processes

## "Cloudy"-like code

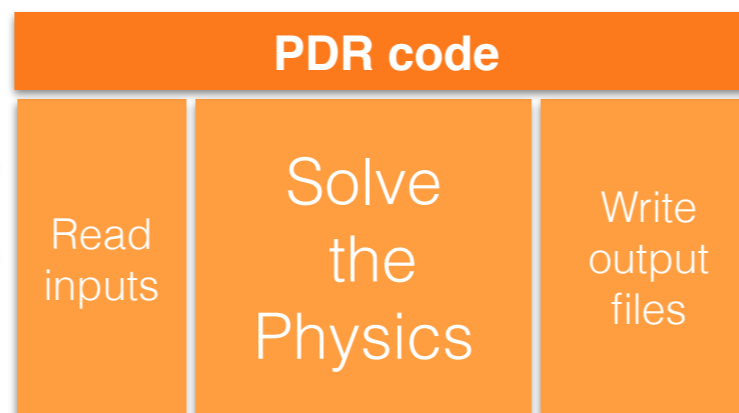


## Main parameters:

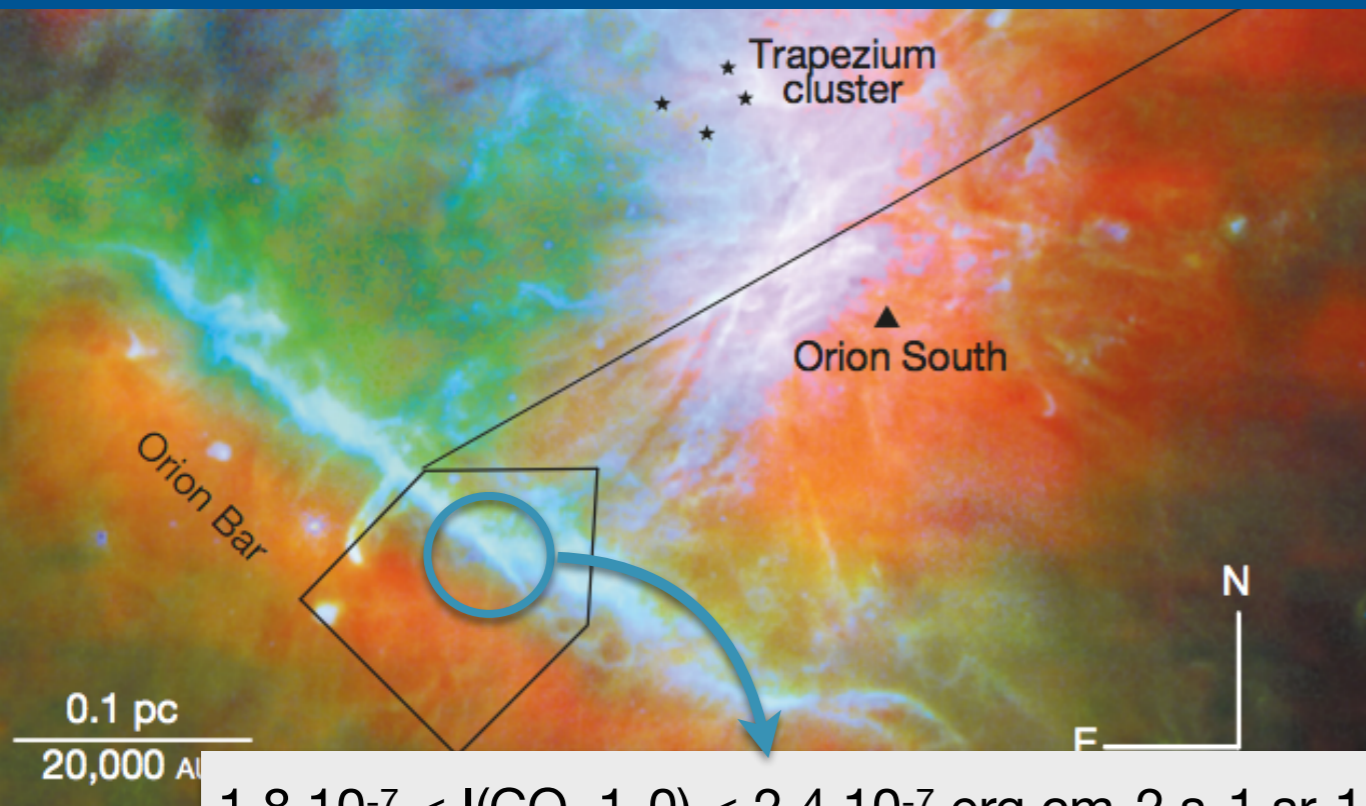
- UV intensity radiation field
- density, pressure
- metallicity and elemental abundances
- cosmic ray ionisation rate

## Atomic & molecular data

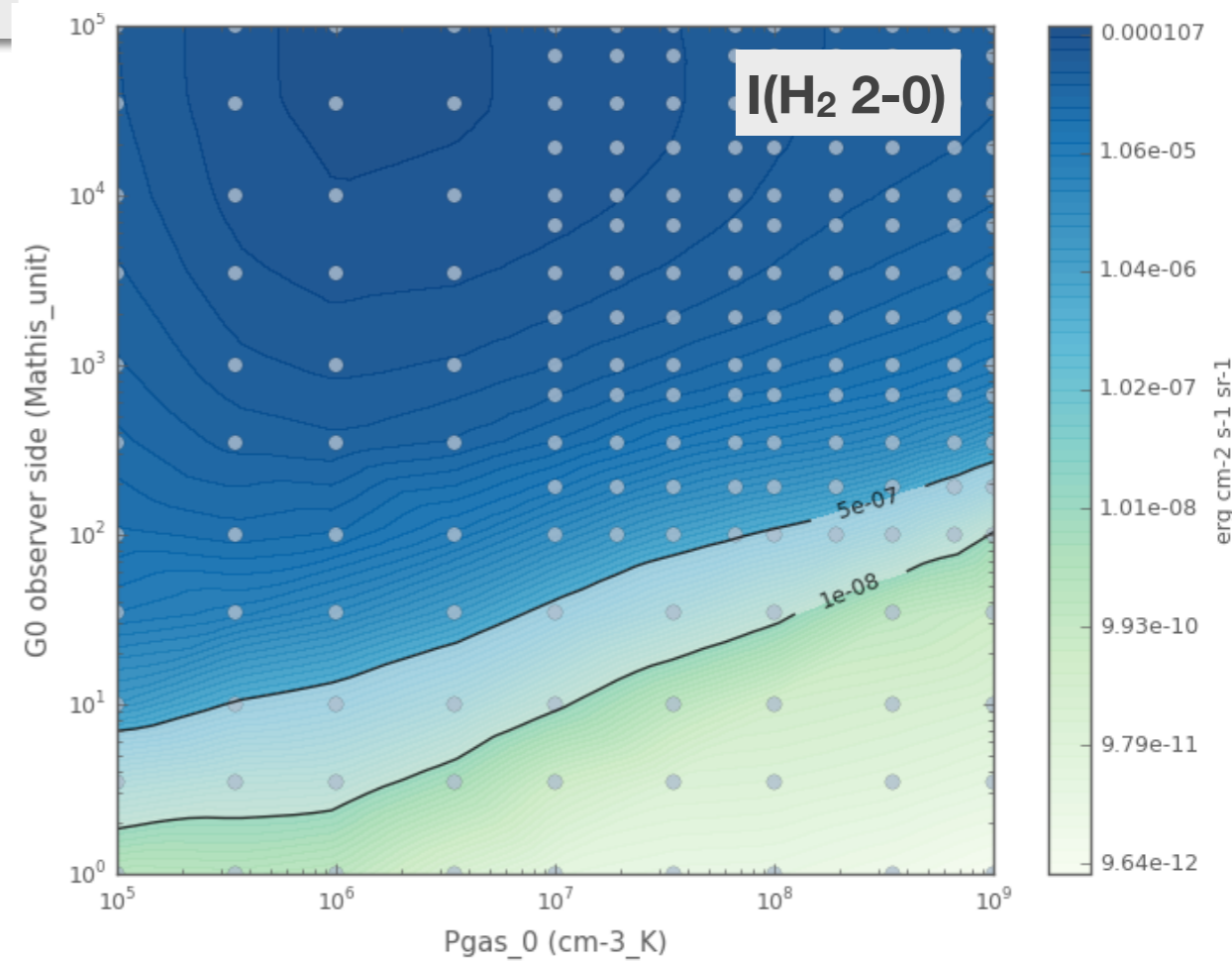
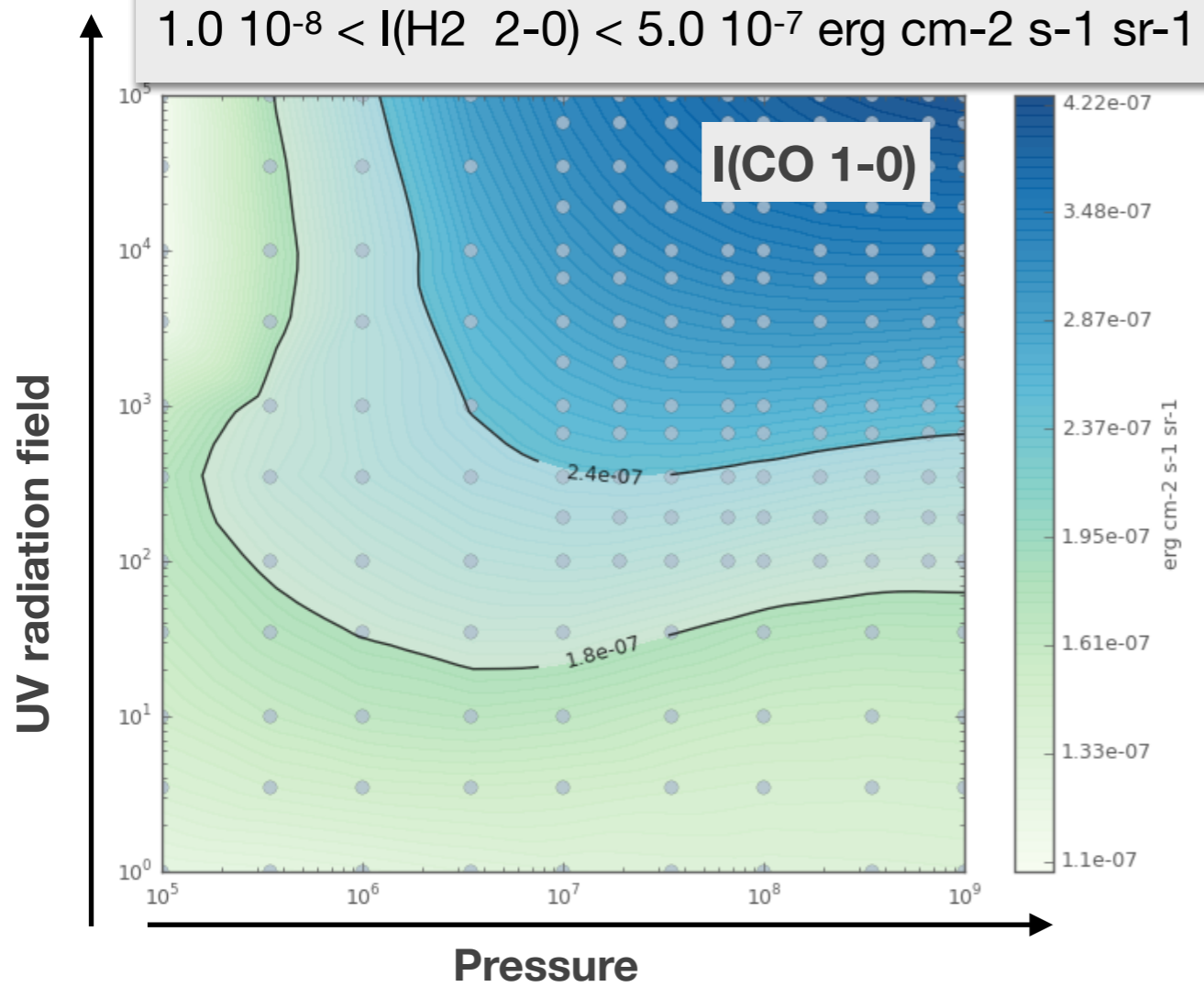
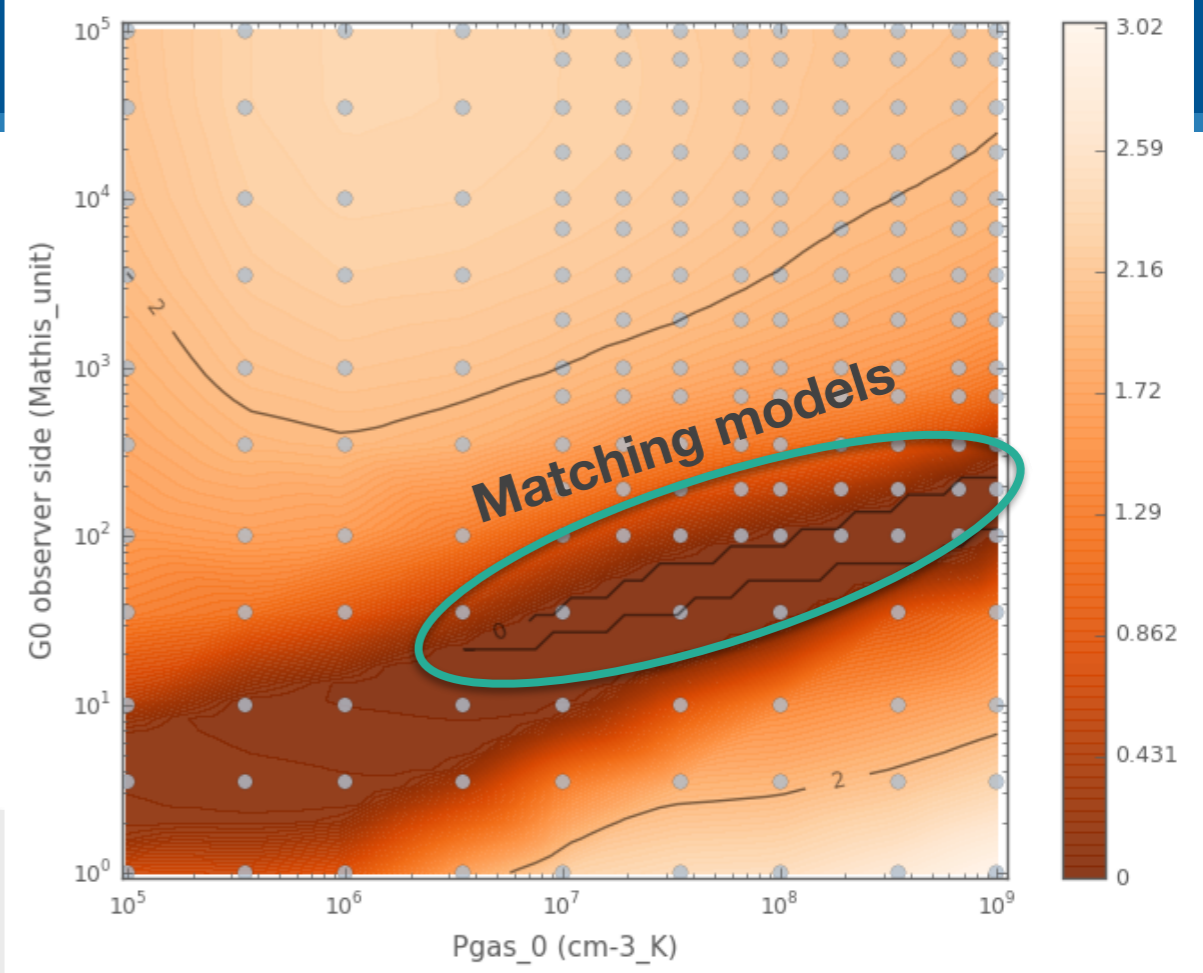
- lines
- quantum levels
- collision rates
- chemical reaction rates
- photo-reaction cross sections



- Chemical **density profiles**
- **Gas temperature profile**
- Grain temperature profile
- Population in quantum levels
- Chemical reaction rates
- **Line intensities**
- Column densities
- **Spectra**



$1.8 \cdot 10^{-7} < I(\text{CO } 1-0) < 2.4 \cdot 10^{-7} \text{ erg cm}^{-2} \text{ s}^{-1} \text{ sr}^{-1}$   
 $1.0 \cdot 10^{-8} < I(\text{H}_2 \text{ } 2-0) < 5.0 \cdot 10^{-7} \text{ erg cm}^{-2} \text{ s}^{-1} \text{ sr}^{-1}$



# Mapping of the PDR code and its results on SimDM

## ISMDB : Interstellar Medium Database

<http://ismdb.obspm.fr>

One grid of simulations  
~ 1E3 - 1E4 PDR models



**ISMServices** CODES ISMDB TOOLS TECHNOLOGIES PARTNERS REGISTRATION

## ISMDB – Projects portal

**Isobaric PDR 1.5.4 models**  
Date: August 26, 2021 Code: PDR 1.5.4 (2090), Project ID: P154G3\_P\_210723

Produced by Meudon ISMteam  
**ISMServices**

Explored parameters	Min	Max	
<i>AVmax</i>	1	40	mag
<i>Pressure</i>	1e+03	1e+11	cm <sup>-3</sup> K
<i>chi front</i>	1	1e+06	ISRF

Fit models to observations  
Browse models

**Description**  
This grid of isobaric PDR 1.5.4 models (revision 2090) covers photo-dominated regions conditions. Explored parameters are gas thermal pressure, UV radiation field intensity and size of the cloud. The full grid contains 4200 2-side models with the back side of the cloud illuminated by the ISRF. The chemistry takes into account 240 species, including 13C and 18O isotopes, linked by 8000 chemical reaction. No surface reactions are considered excepted for H2 formation.

Produced by Meudon ISMteam  
**ISMServices**

Explored parameters	Min	Max	
<i>AVmax</i>	1	40	mag
<i>nH</i>	10	1e+10	cm <sup>-3</sup>
<i>chi front</i>	1	1e+06	ISRF

Fit models to observations  
Browse models

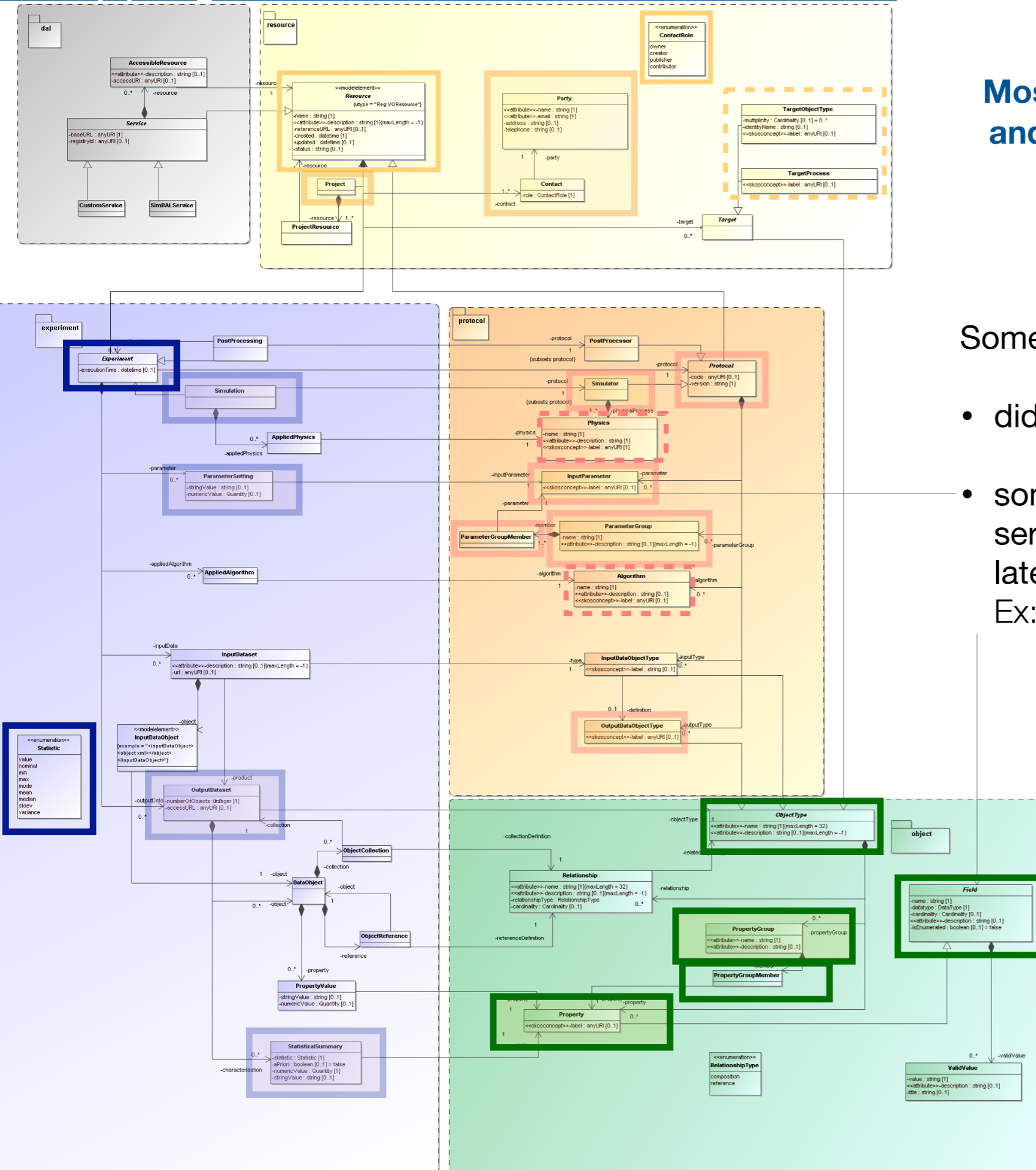
**Description**  
This grid of isochoric PDR 1.5.4 models (revision 2090) covers photo-dominated regions conditions. Explored parameters are gas proton density

# Mapping of the PDR code and its results on SimDM

Most of key SimDM classes are used and required for our implementation

Some classes not implemented yet

- did not exist when we implemented SimDM
- some metadata are not a priority for our service presently but would be easy to add later  
Ex: TargetObjectType, Physics, Algorithms



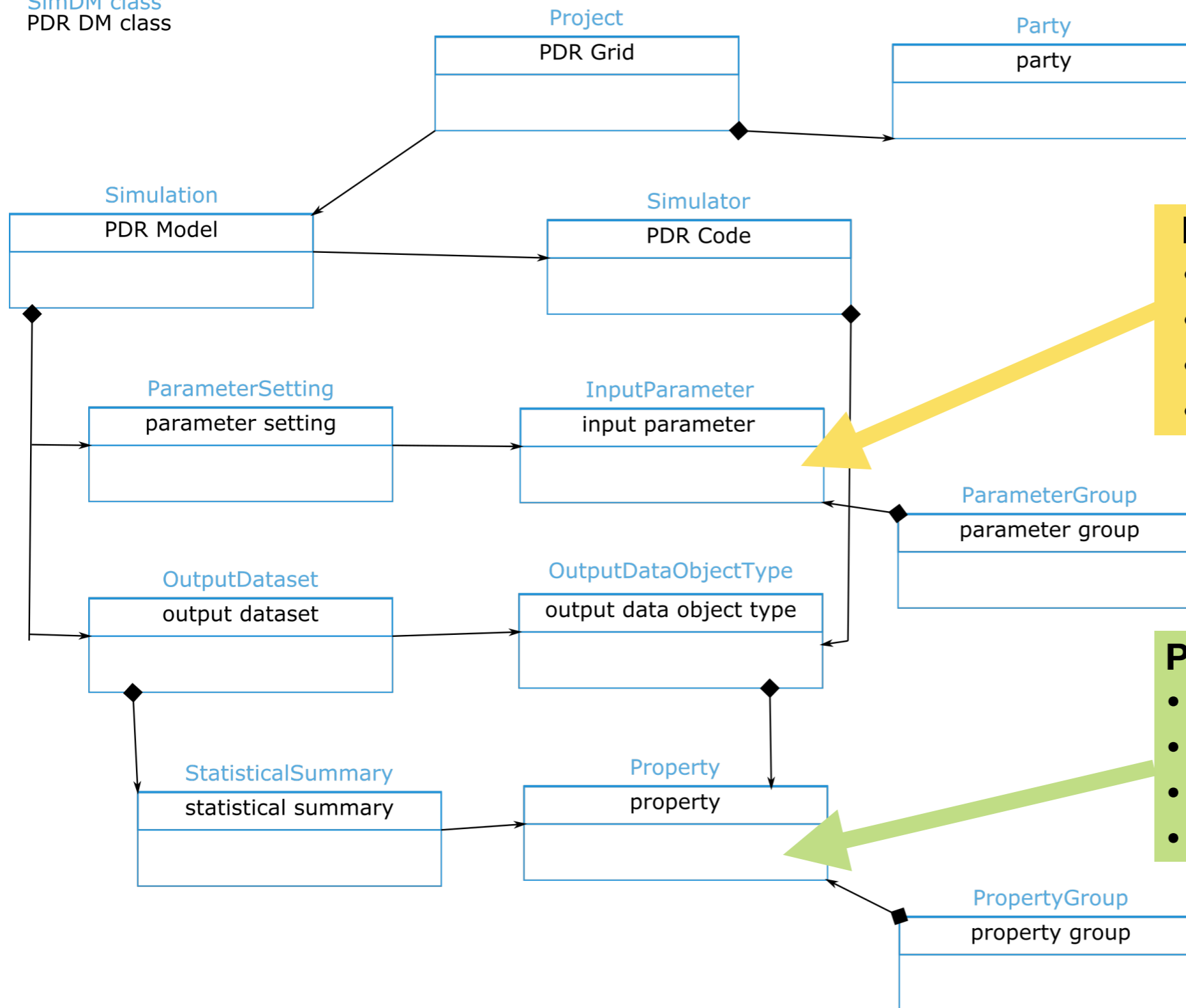
# Mapping of the PDR code and its results on SimDM

SimDM Simulations Meta Model

↑ instance of

## PDR Simulations Data Model

SimDM class  
PDR DM class



### Input parameters

- density
- UV radiation field
- size of cloud
- ...

About 20 metadata

### Properties

- Line intensities
- Column densities
- max/min temperature
- ...

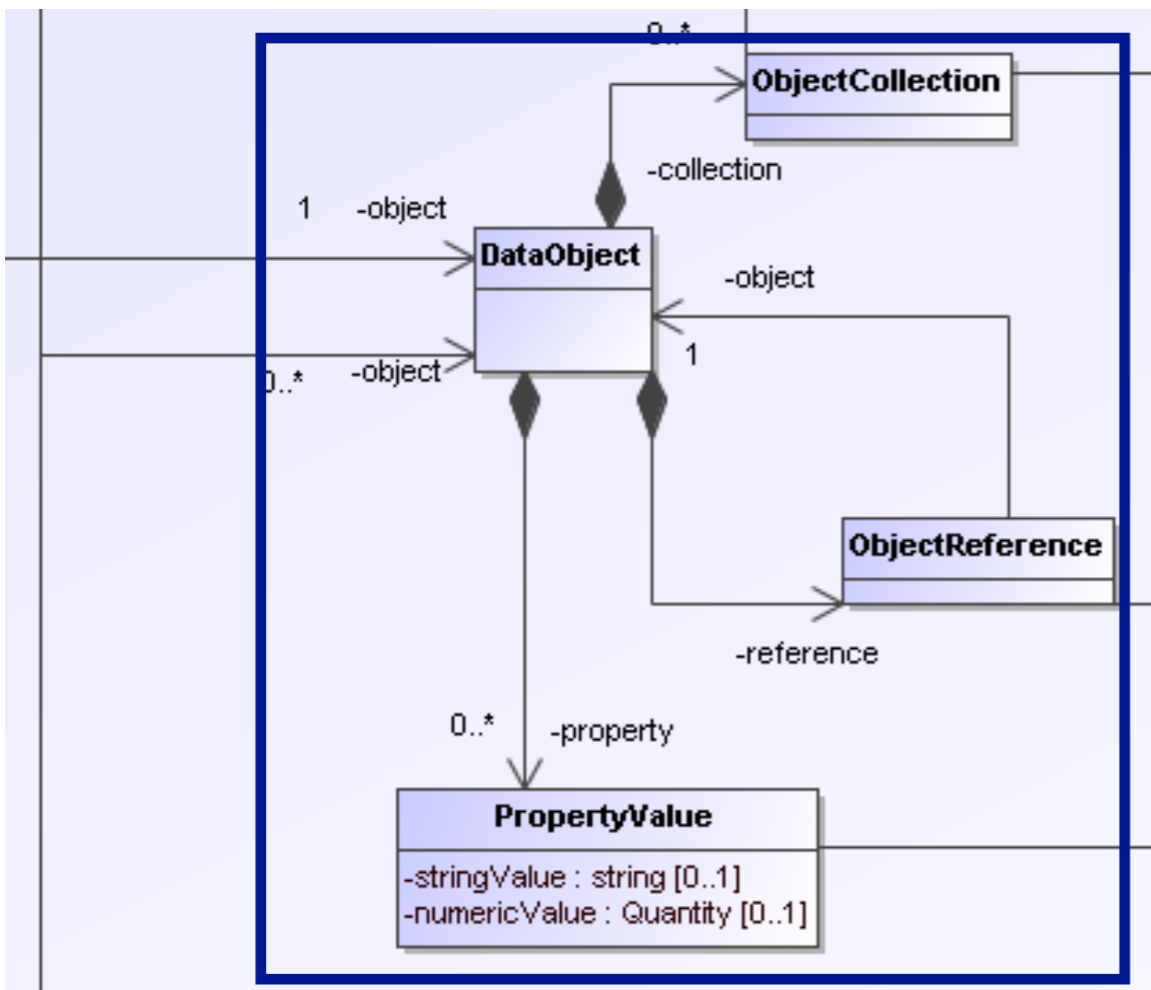
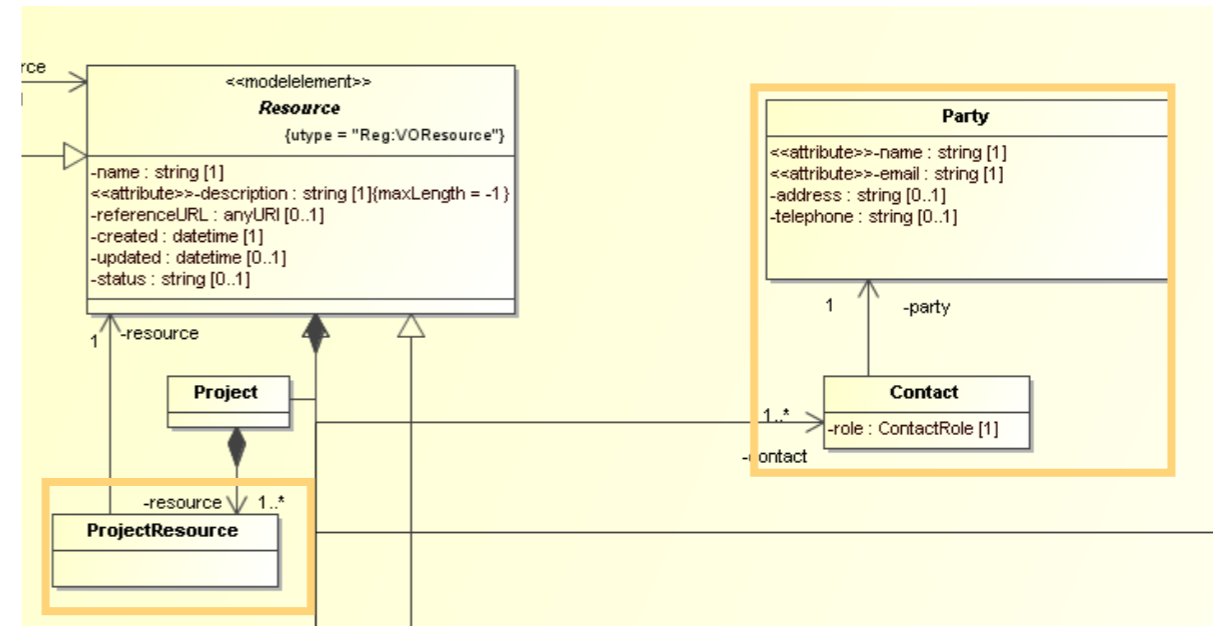
About 150 000 metadata

# Mapping of the PDR code and its results on SimDM

## Some freedoms with SimDM

### Resource part

1. We merged Party and Contact (seems was the case in old SimDM anyway)
2. We skipped the ProjectResource interface (also not sure was present in old SimDM)



### Experiment part

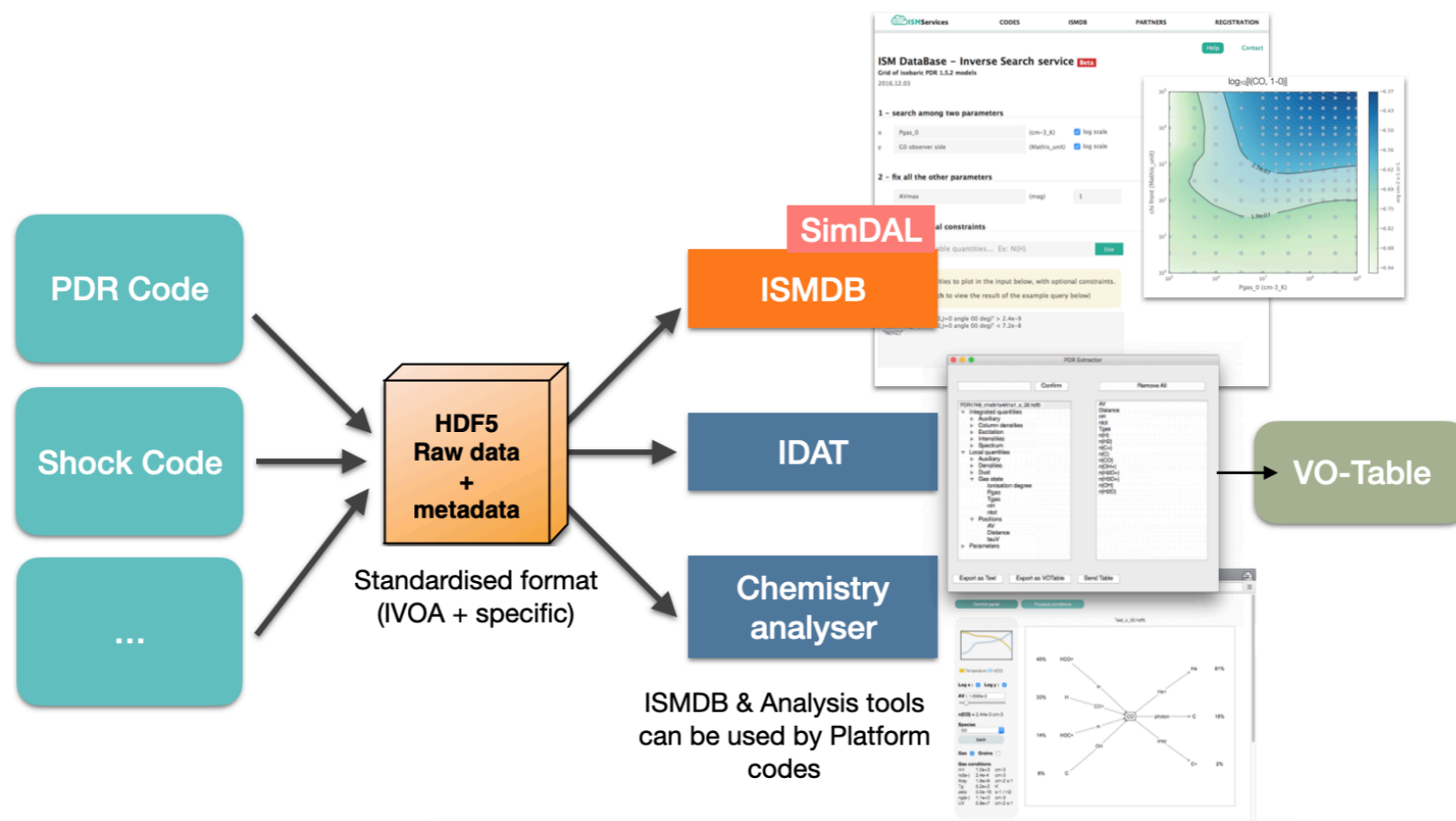
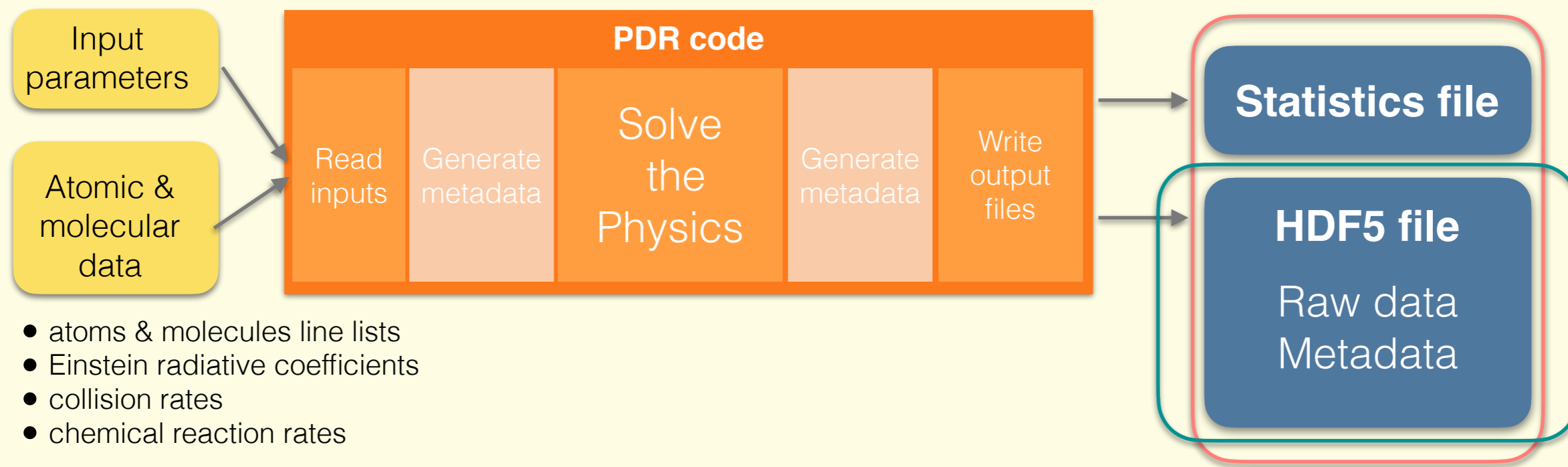
The most critical point introduced in recent SimDM allow for nested datasets.

1. For our single object "molecular cloud" we had to do the trick of defining datasets of 1 object and define "StatisticalSummary" with "statistic"="value"
2. Is very powerful but also can bring real complexity for a client when encoded in an exchange format (VOTable in SimDAL, see VODML) due to the nesting.



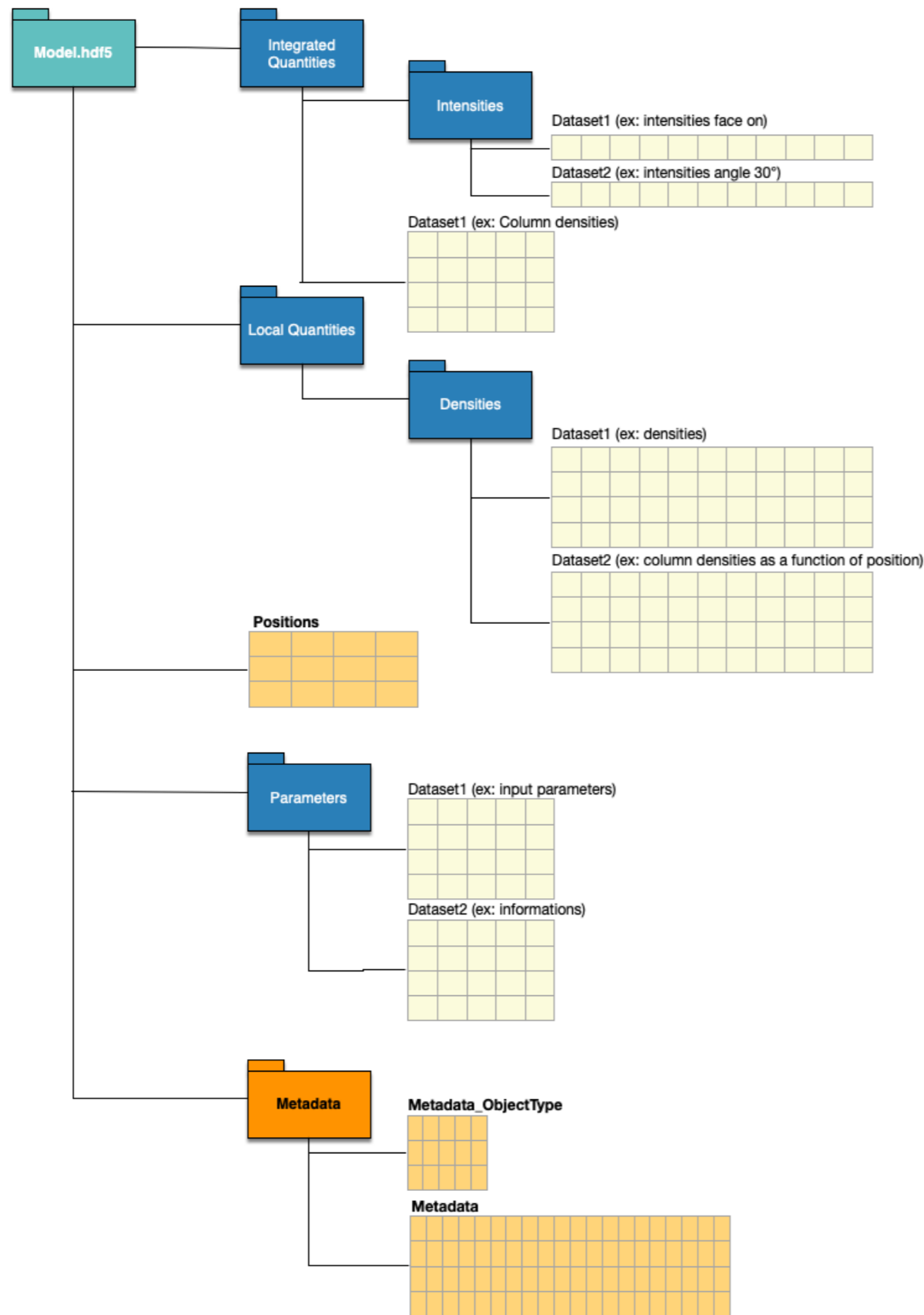
# Production of metadata

The production of metadata for SimDM is **integrated inside the code**



# Production of metadata : dataset

Most of SimDM metadata are stored in HDF5 files



Data - Code results

- **HDF5 with a metadata table**
  - raw data (all quantities computed by the code)
  - metadata : datatype, utype, unit, SKOS concept, ...
- **statistic file**

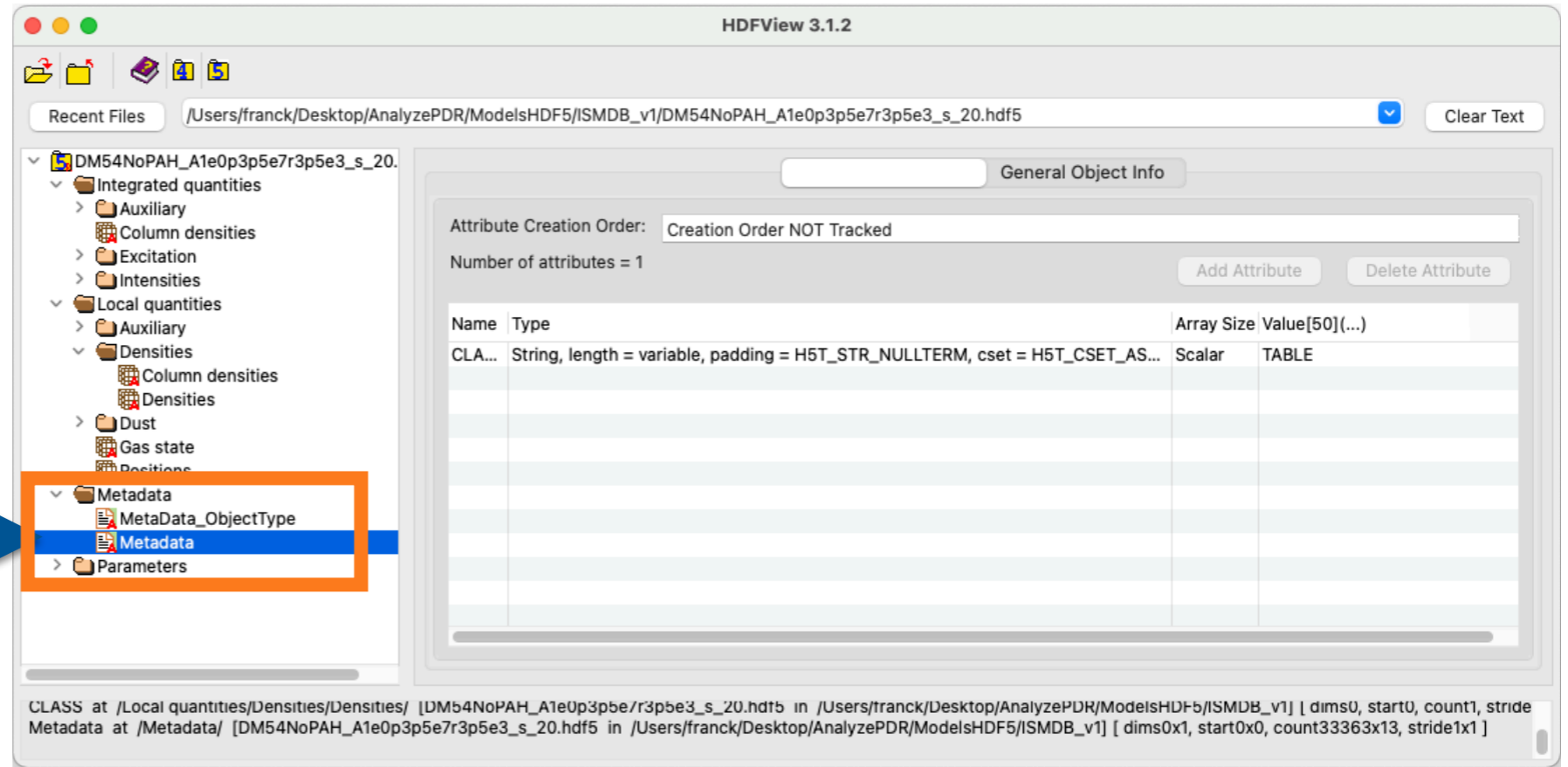
Metadata tables that contains :

- List of object types
- SimDM attributes for all quantities computed by the code & Input parameters, ...

# Production of metadata : dataset

## How SimDM attributes are stored in HDF5 files

Content of the HDF5 file with HDFView



SimDM attributes

- Properties, Input Parameters
- ObjectTypes

The screenshot shows a table titled 'Metadata' with 16 rows and 8 columns. The columns are indexed 0 to 7. The first three columns (0, 1, 2) contain file paths, density names, and counts. The remaining columns (3-7) contain density specifications, names, types, and URLs. The table is highlighted with an orange border.

	0	1	2	3	4	5	6	7
0	/Local quantities/Chemistry/13C_180	Densities 13C_180	0	dens_spec_13c_180	n(13C_180)	real	cm-3	http://purl.or
1	/Local quantities/Chemistry/13C	Densities 13C	0	dens_spec_13c	n(13C)	real	cm-3	http://purl.or
2	/Local quantities/Chemistry/13CH2	Densities 13CH2	0	dens_spec_13ch2	n(13CH2)	real	cm-3	http://purl.or
3	/Local quantities/Chemistry/13CH2+	Densities 13CH2+	0	dens_spec_13ch2p	n(13CH2+)	real	cm-3	http://purl.or
4	/Local quantities/Chemistry/13CH3	Densities 13CH3	0	dens_spec_13ch3	n(13CH3)	real	cm-3	http://purl.or
5	/Local quantities/Chemistry/13CH3+	Densities 13CH3+	0	dens_spec_13ch3p	n(13CH3+)	real	cm-3	http://purl.or
6	/Local quantities/Chemistry/13CH4	Densities 13CH4	0	dens_spec_13ch4	n(13CH4)	real	cm-3	http://purl.or
7	/Local quantities/Chemistry/13CH4+	Densities 13CH4+	0	dens_spec_13ch4p	n(13CH4+)	real	cm-3	http://purl.or
8	/Local quantities/Chemistry/13CH5+	Densities 13CH5+	0	dens_spec_13ch5p	n(13CH5+)	real	cm-3	http://purl.or
9	/Local quantities/Chemistry/13CH	Densities 13CH	0	dens_spec_13ch	n(13CH)	real	cm-3	http://purl.or
10	/Local quantities/Chemistry/13CH+	Densities 13CH+	0	dens_spec_13chp	n(13CH+)	real	cm-3	http://purl.or
11	/Local quantities/Chemistry/13CN	Densities 13CN	0	dens_spec_13cn	n(13CN)	real	cm-3	http://purl.or
12	/Local quantities/Chemistry/13CN+	Densities 13CN+	0	dens_spec_13cnp	n(13CN+)	real	cm-3	http://purl.or
13	/Local quantities/Chemistry/13CO2+	Densities 13CO2+	0	dens_spec_13co2p	n(13CO2+)	real	cm-3	http://purl.or
14	/Local quantities/Chemistry/13CO	Densities 13CO	0	dens_spec_13co	n(13CO)	real	cm-3	http://purl.or
15	/Local quantities/Chemistry/13CO+	Densities 13CO+	0	dens_spec_13cop	n(13CO+)	real	cm-3	http://purl.or

Col.	Content	Description
0	Path towards the dataset	
1	Name of the dataset	
2	Column index	
3	PubID	ID of the quantity. These IDs must be unique in the HDF5 file.
4	Hname (Human readable name)	Human readable name of the quantity. These strings are presented in User Interfaces and some must not be too long. Each quantity has also a description (column 10 of the metadata table).
5	DataType	float, integer, string
6	Unit	unit
7	SKOS	SKOS concept of the quantity
8	UCD	UCD (united content descriptor) of the quantity
9	utype	utype in the Simulation Data Model of the quantity. Often it is either Property or InputParameter
10	Description	Description of the quantity
11	ParentObject	ID of the parent of the quantity (ObjectType or ParentObject). Those are described in another specific dataset : MetaData_ObjectType. For example, in the PDR code, we have 3 ParentObjects : Cloud, MeshCell et Grain
12	Group	ID of the group to which the quantity is associated to.

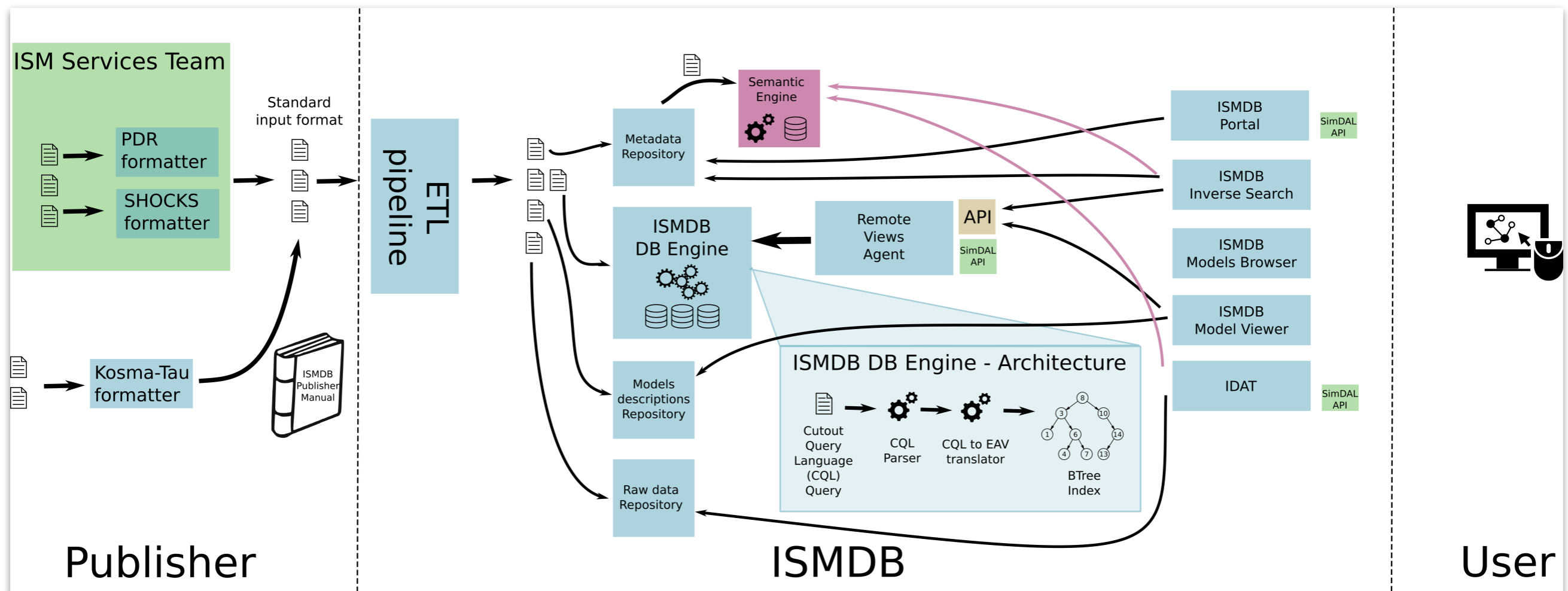
**SimDM attributes**

**SimDM attributes**

# Ingestion of metadata in ISMDB

Developing ISMDB software architecture is complex and needs time

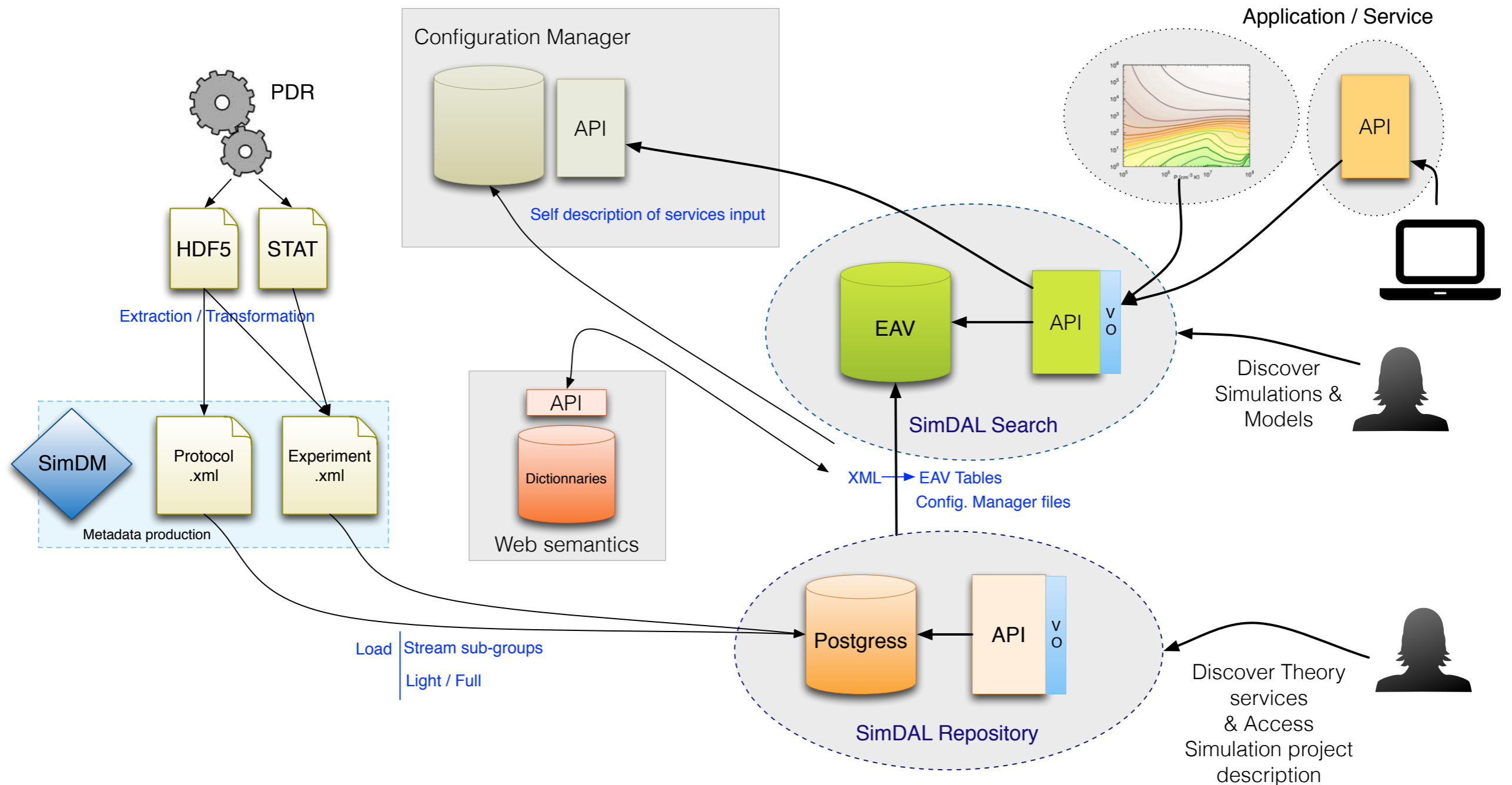
- Not any similar enough existing solution that could be re-used
- We has to **develop our own DB engine**
- **Use cases are very dynamic** over time: this is research
- The software is often complex & the output of the codes are complex, we have to **make it simple for the users**
  - This is by far the hardest part



# Ingestion of metadata in ISMDB

## ISMDB infrastructure development

- **modular**
- based on **robust & mature technologies**
- **generic**: can integrate models from any similar code than the PDR code



# Example of application


## IGRINS observations

Instrument - Univ. Texas, Austin

Mc Donald observatory

Bands: H et K (1.5 to 2.5 microns)

R = 45 000



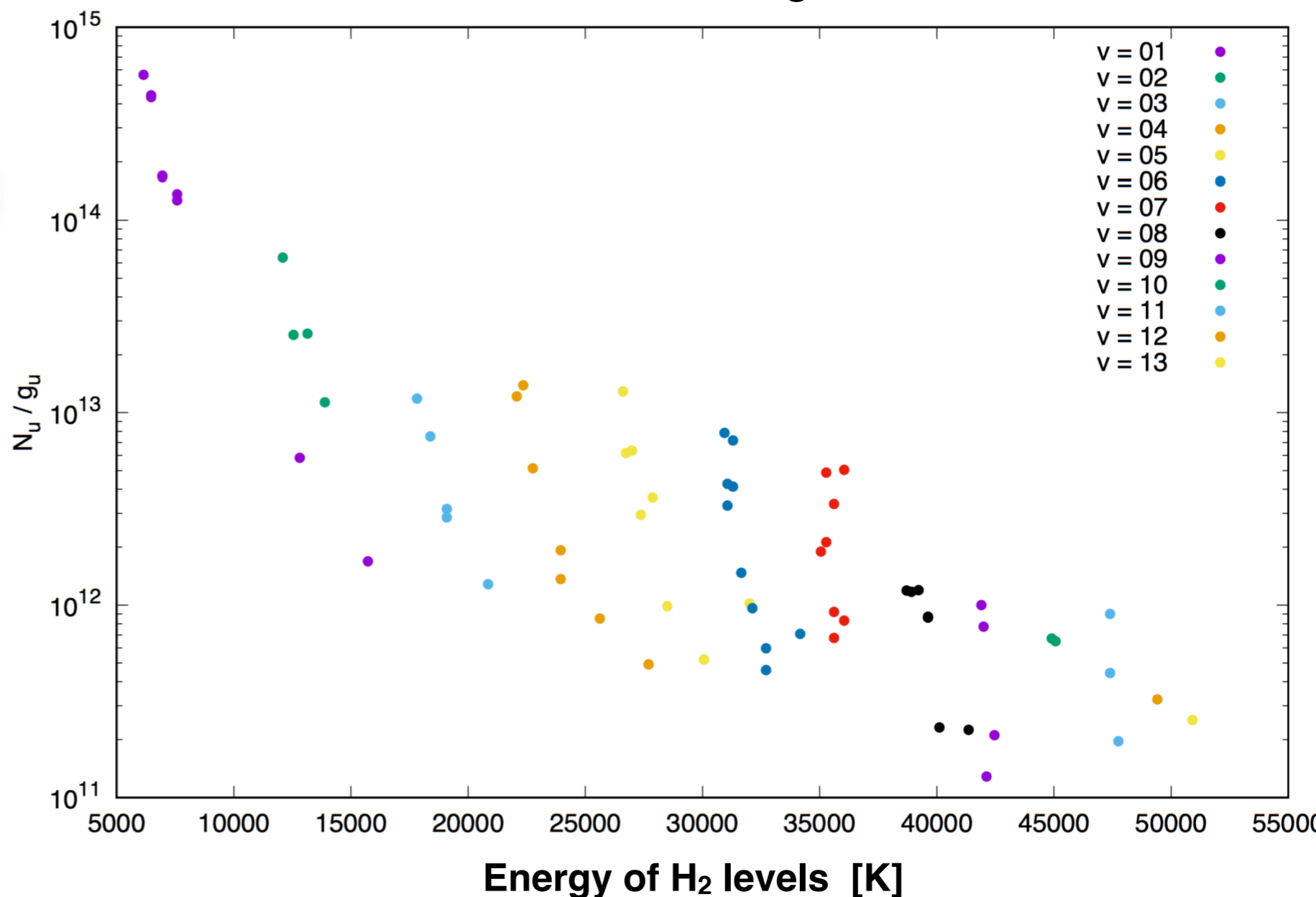

## Observations of NGC 7023

(Le et al. - 2016 / ArXiv)

- Detection of **70 H<sub>2</sub> lines in NGC 7023**
- Conclude to a clumpy medium

H<sub>2</sub> excitation diagram

Column density in H<sub>2</sub> levels /  
level degenerescy  
[cm<sup>-2</sup>]



# Example of application

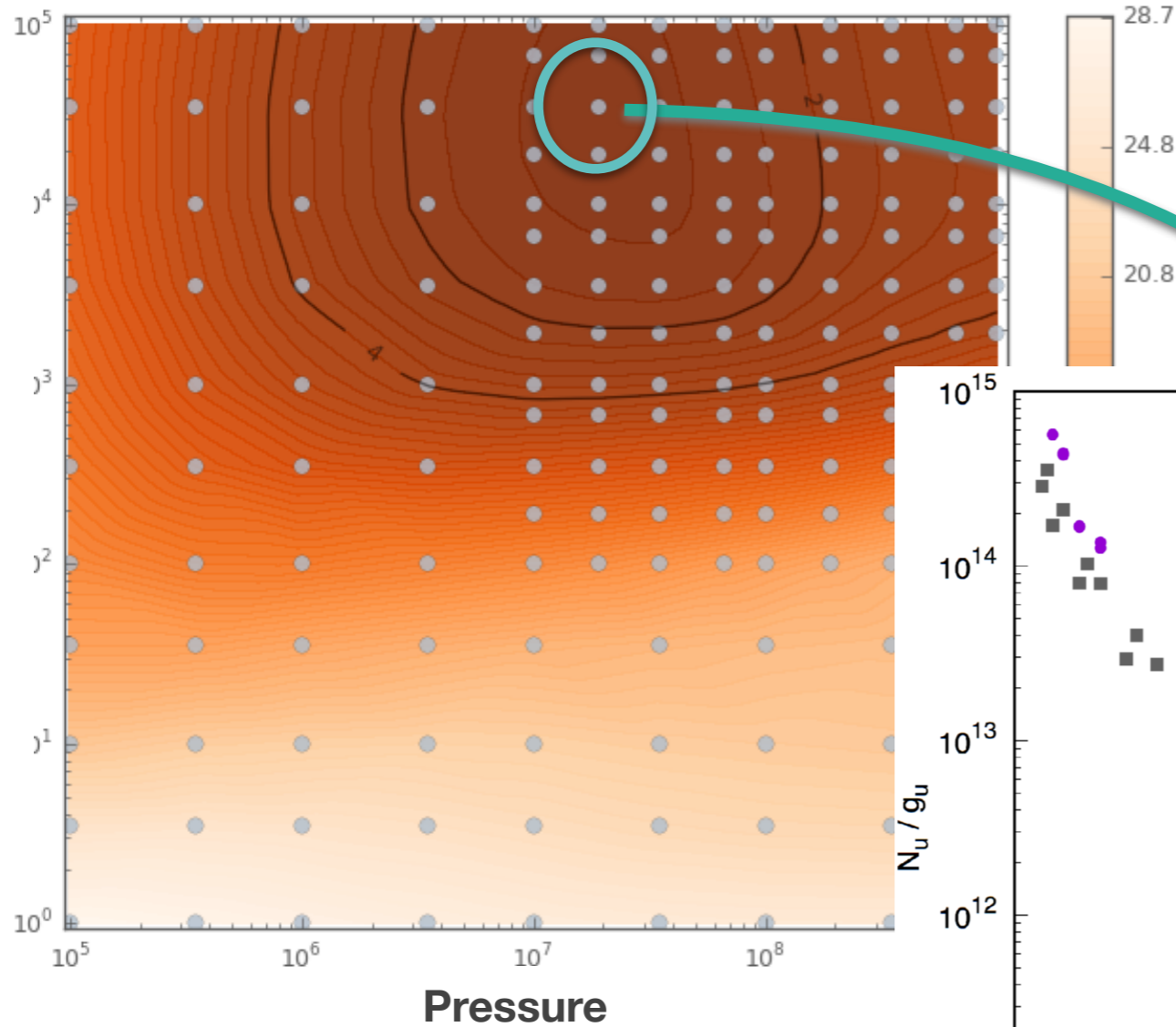
Build the query for the 70 H<sub>2</sub> lines (140 constraints)

```
"I(H2 v=4,J=9->v=2,J=9 angle 60 deg)" < 5.408e-06
"I(H2 v=4,J=9->v=2,J=9 angle 60 deg)" > 2.912e-06
"I(H2 v=4,J=1->v=2,J=3 angle 60 deg)" < 2.665e-05
"I(H2 v=4,J=1->v=2,J=3 angle 60 deg)" > 1.435e-05
"I(H2 v=5,J=4->v=3,J=4 angle 60 deg)" < 9.659e-06
"I(H2 v=5,J=4->v=3,J=4 angle 60 deg)" > 5.201e-06
"I(H2 v=3,J=3->v=1,J=5 angle 60 deg)" < 1.2532e-05
"I(H2 v=3,J=3->v=1,J=5 angle 60 deg)" > 6.748e-06
"I(H2 v=5,J=5->v=3,J=5 angle 60 deg)" < 9.607e-06
"I(H2 v=5,J=5->v=3,J=5 angle 60 deg)" > 5.173e-06
"I(H2 v=6,J=2->v=4,J=0 angle 60 deg)" < 7.67e-06
"I(H2 v=6,J=2->v=4,J=0 angle 60 deg)" > 4.13e-06
"I(H2 v=10,J=1->v=7,J=3 angle 60 deg)" < 4.121e-06
"I(H2 v=10,J=1->v=7,J=3 angle 60 deg)" > 2.219e-06
"I(H2 v=5,J=0->v=3,J=2 angle 60 deg)" < 1.118e-05
"I(H2 v=5,J=0->v=3,J=2 angle 60 deg)" > 6.02e-06
"I(H2 v=5,J=7->v=3,J=7 angle 60 deg)" < 6.955e-06
"I(H2 v=5,J=7->v=3,J=7 angle 60 deg)" > 3.745e-06
"I(H2 v=4,J=2->v=2,J=4 angle 60 deg)" < 1.1531e-05
"I(H2 v=4,J=2->v=2,J=4 angle 60 deg)" > 6.209e-06
"I(H2 v=7,J=4->v=5,J=2 angle 60 deg)" < 5.109e-06
"I(H2 v=7,J=4->v=5,J=2 angle 60 deg)" > 2.751e-06
"I(H2 v=6,J=1->v=4,J=1 angle 60 deg)" < 1.846e-05
"I(H2 v=6,J=1->v=4,J=1 angle 60 deg)" > 9.94e-06
"I(H2 v=6,J=2->v=4,J=2 angle 60 deg)" < 1.599e-05
"I(H2 v=6,J=2->v=4,J=2 angle 60 deg)" > 8.61e-06
"I(H2 v=5,J=9->v=3,J=9 angle 60 deg)" < 1.729e-05
"I(H2 v=5,J=9->v=3,J=9 angle 60 deg)" > 9.31e-06
"I(H2 v=5,J=1->v=3,J=3 angle 60 deg)" < 2.379e-05
"I(H2 v=5,J=1->v=3,J=3 angle 60 deg)" > 1.281e-05
"I(H2 v=13,J=1->v=9,J=1 angle 60 deg)" < 9.334e-07
"I(H2 v=13,J=1->v=9,J=1 angle 60 deg)" > 5.026e-07
"I(H2 v=6,J=3->v=4,J=3 angle 60 deg)" < 1.287e-05
"I(H2 v=6,J=3->v=4,J=3 angle 60 deg)" > 6.93e-06
```

```
I(H2 v=7,J=3->v=5,J=1 angle 60 deg)" < 1.1531e-05
"I(H2 v=7,J=3->v=5,J=1 angle 60 deg)" > 6.209e-06
"I(H2 v=4,J=3->v=2,J=5 angle 60 deg)" < 1.2961e-05
"I(H2 v=4,J=3->v=2,J=5 angle 60 deg)" > 6.979e-06
"I(H2 v=6,J=4->v=4,J=4 angle 60 deg)" < 3.523e-06
"I(H2 v=6,J=4->v=4,J=4 angle 60 deg)" > 1.897e-06
"I(H2 v=6,J=5->v=4,J=5 angle 60 deg)" < 7.878e-06
"I(H2 v=6,J=5->v=4,J=5 angle 60 deg)" > 4.242e-06
"I(H2 v=3,J=5->v=1,J=7 angle 60 deg)" < 2.457e-06
"I(H2 v=3,J=5->v=1,J=7 angle 60 deg)" > 1.323e-06
"I(H2 v=11,J=1->v=8,J=1 angle 60 deg)" < 2.899e-06
"I(H2 v=11,J=1->v=8,J=1 angle 60 deg)" > 1.561e-06
"I(H2 v=7,J=2->v=5,J=0 angle 60 deg)" < 4.628e-06
"I(H2 v=7,J=2->v=5,J=0 angle 60 deg)" > 2.492e-06
"I(H2 v=8,J=7->v=6,J=5 angle 60 deg)" < 5.824e-06
"I(H2 v=8,J=7->v=6,J=5 angle 60 deg)" > 3.136e-06
"I(H2 v=5,J=2->v=3,J=4 angle 60 deg)" < 9.425e-06
"I(H2 v=5,J=2->v=3,J=4 angle 60 deg)" > 5.075e-06
"I(H2 v=6,J=0->v=4,J=2 angle 60 deg)" < 9.776e-06
"I(H2 v=6,J=0->v=4,J=2 angle 60 deg)" > 5.264e-06
"I(H2 v=6,J=7->v=4,J=7 angle 60 deg)" < 1.2532e-05
"I(H2 v=6,J=7->v=4,J=7 angle 60 deg)" > 6.748e-06
"I(H2 v=11,J=3->v=8,J=3 angle 60 deg)" < 1.924e-06
"I(H2 v=11,J=3->v=8,J=3 angle 60 deg)" > 1.036e-06
"I(H2 v=1,J=11->v=0,J=9 angle 60 deg)" < 4.407e-06
"I(H2 v=1,J=11->v=0,J=9 angle 60 deg)" > 2.373e-06
"I(H2 v=8,J=5->v=6,J=3 angle 60 deg)" < 5.122e-06
"I(H2 v=8,J=5->v=6,J=3 angle 60 deg)" > 2.758e-06
"I(H2 v=7,J=1->v=5,J=1 angle 60 deg)" < 1.2922e-05
"I(H2 v=7,J=1->v=5,J=1 angle 60 deg)" > 6.958e-06
"I(H2 v=8,J=4->v=6,J=2 angle 60 deg)" < 5.109e-06
"I(H2 v=8,J=4->v=6,J=2 angle 60 deg)" > 2.751e-06
"I(H2 v=6,J=1->v=4,J=3 angle 60 deg)" < 2.405e-05
...
...
...
...
```

# Example of application

ISMDB results:

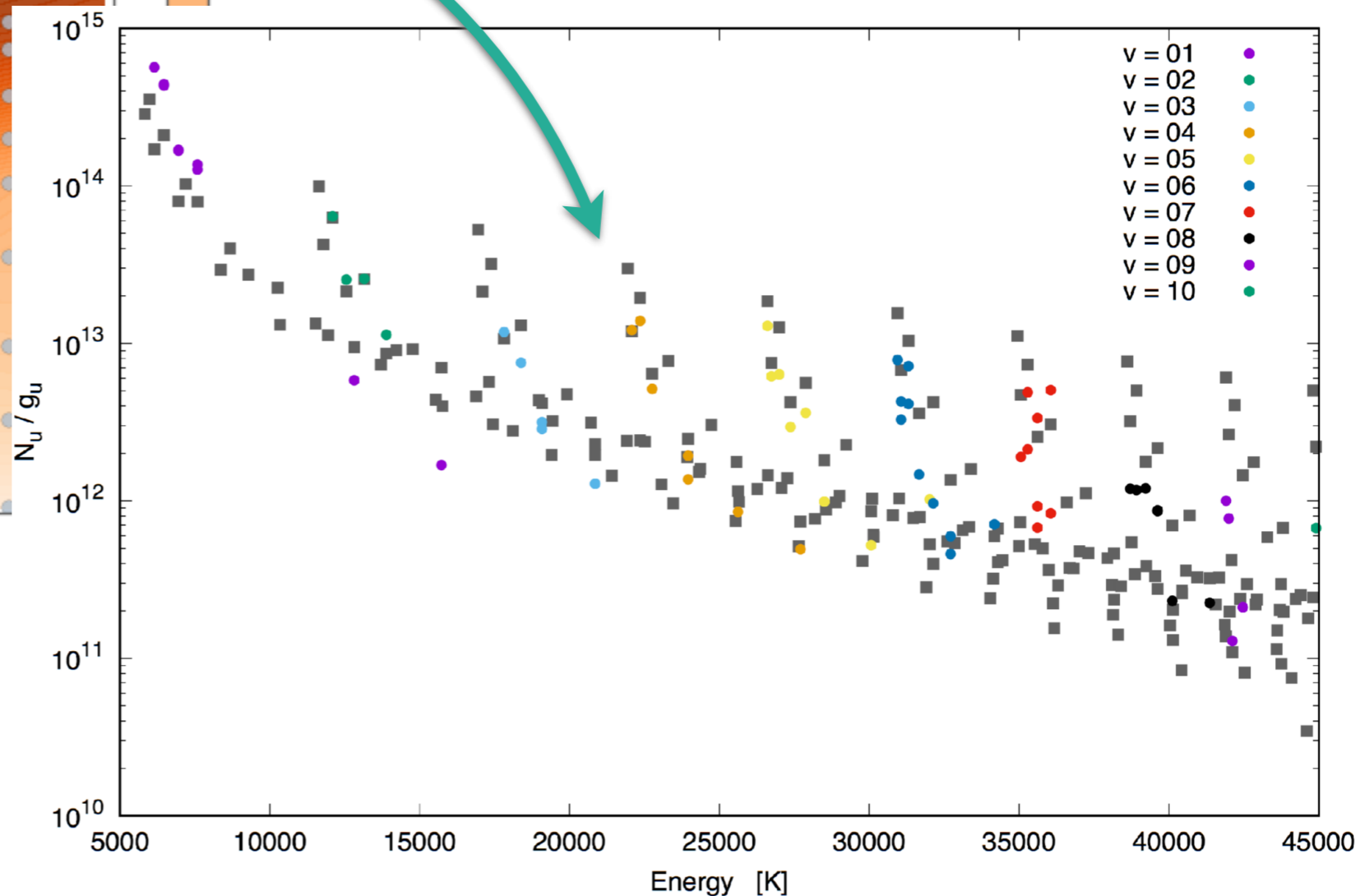


First order solution:

$$P = 10^7 - 10^8 \text{ K cm}^{-3}$$

UV field  $\sim 10^4$  mean interstellar UV radiation field

Download models



Help to the interpretation of data in a few minutes instead of weeks of work



# Publication of simulations of other groups

## How to convince other groups to publish in the VO using SimDM ?

- Propose them to publish in existing architecture
- Explain them how to without using SimDM !

→ we wrote a documentation to explain to other scientists how to publish their simulations in ISMDB

- Structure of the HDF5 files
- Additional files : SimDM statistics, resource, ...

Case	Input parameters values	Output values summary	output raw data in ISMDB HDF5 format	ISMDB feature
1	✓			Search by input parameters
2	✓	✓		Search by input parameters + inverse search
3	✓	✓	✓	Search by input parameters + inverse search + ISM Tools (IDAT, ...)
4	✓		✓	Search by input parameters + ISM Tools (IDAT, ...)

## ISMDB Publisher Manual

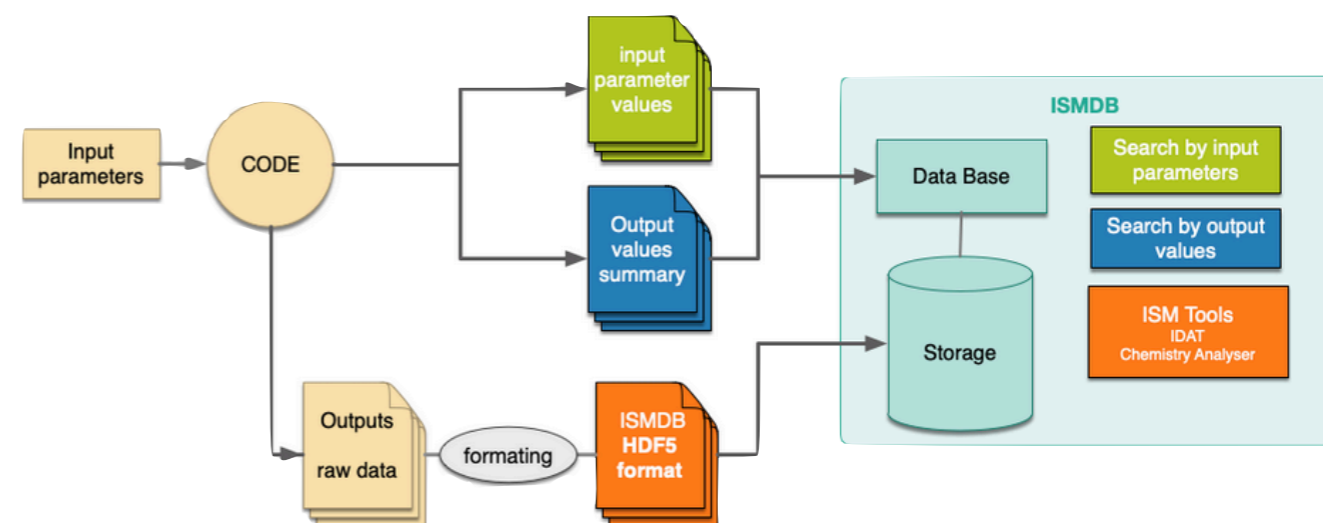
19 August 2020

### Table of content

- The code description file
- The project description file
- The input parameters files
- The output files

This documentation has been formatted as an HTML page meant to be read in a web browser. Printing it will result in cutting out part of the tables and example files.

This note explains how to publish grids of models in the Interstellar Medium Data Base, ISMDB. ISMDB is designed to publish astrochemical model grids produced by various types of codes (radiative transfer codes, time dependent astrochemical codes, PDR codes, shock codes, etc.). Compared to other codes in astrophysics, such models are characterised by the large number of quantities they can compute, such as the densities of hundreds of species or the integrated line intensities of tens of thousands of lines. The structure of ISMDB has been designed specifically to handle such high dimensional datasets. This ability to store and manipulate high dimensional data allows some of the advanced usages proposed in ISMDB.

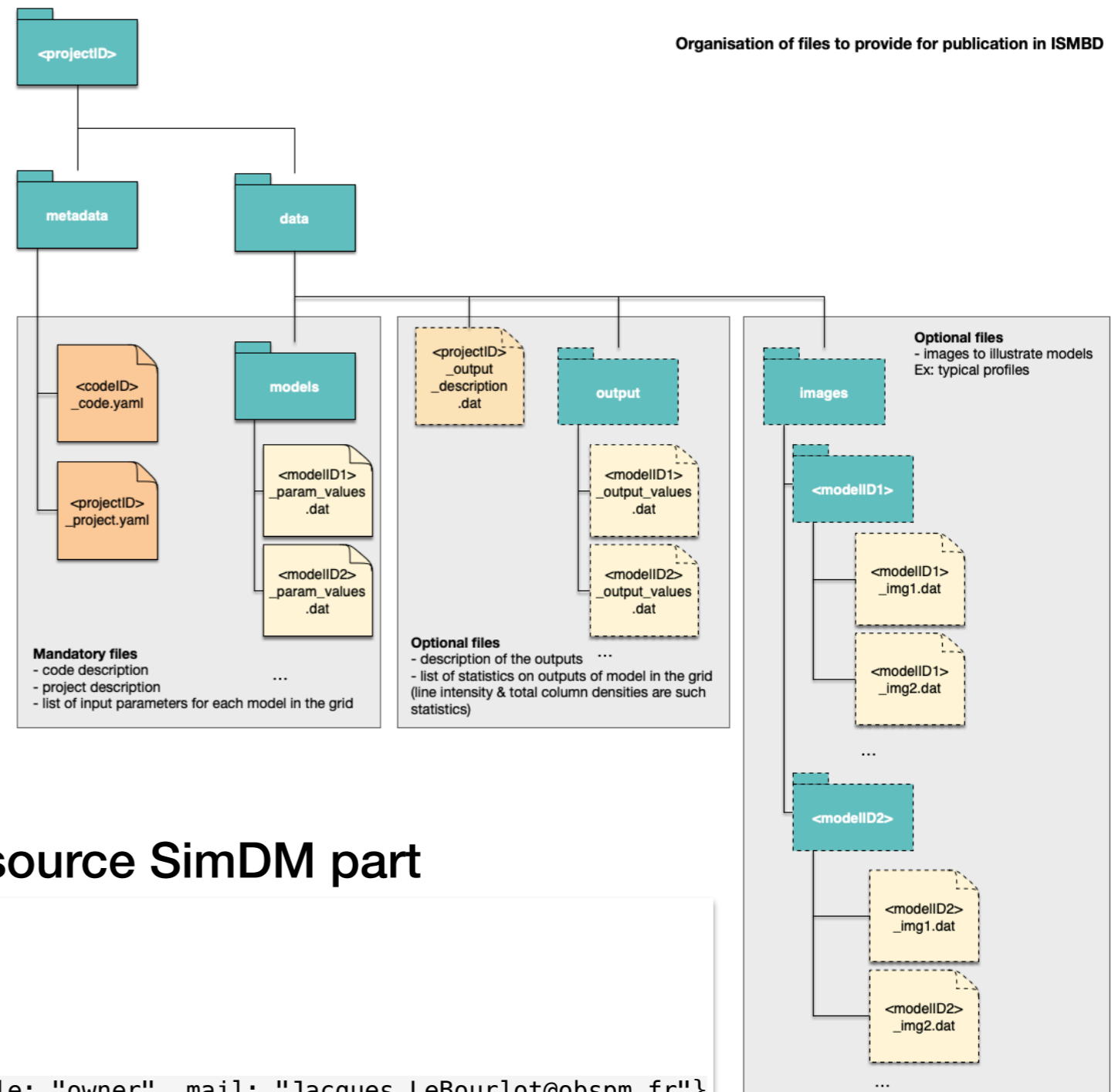


# Publication of simulations of other groups in ISMDB

## What scientists have to provide :

- a few **yaml files** that contains some SimDM required attributes (plus a few other informations)
- specific organisation in directories
- produce datasets in our HDF5 format

**Simple to produce**  
**No need to understand SimDM**



## Example of yaml file to provide for Resource SimDM part

```
code/ident:      pdr154
code/name:       PDR 1.5.4
code/family:     meudon_pdr154
code/version:    1579
code/created:    20200530
code/contacts:
  - {name: "Jacques Le Bourlot", role: "owner", mail: "Jacques.LeBourlot@obspm.fr"}
  - {name: "Franck Le Petit",   role: "owner", mail: "Franck.LePetit@obspm.fr"}
code/url:        https://pdr.obspm.fr
code/doc: >
code/publisher:  ism.obspm
```

**Few lines to describe the code.**  
A full documentation could be on the web site above.

# Publication of simulations of other groups in ISMDB


## Simulations published in ISMDB (or coming soon)

- **Paris Observatory** - ISM Group (F. Le Petit, J. Le Bourlot, E. Bron)
  - Meudon PDR code
  - CHIMES (0D time dependent astrochemistry code)
- **Köln University** - Kosma Group (M. Röllig & V. Ossenkopf)
  - Kosma-tau PDR models
- **Ecole Normale Supérieure** - Astrophysics department (A. Gusdorf, B. Goddard)
  - Shock models
- **Univ. of Maryland** - Astronomy department
  - PDR models



## Feedback :

Easy to produce the metadata to publish simulations  
Easy to be SimDM compatible without knowing SimDM !



## Motivation : JWST

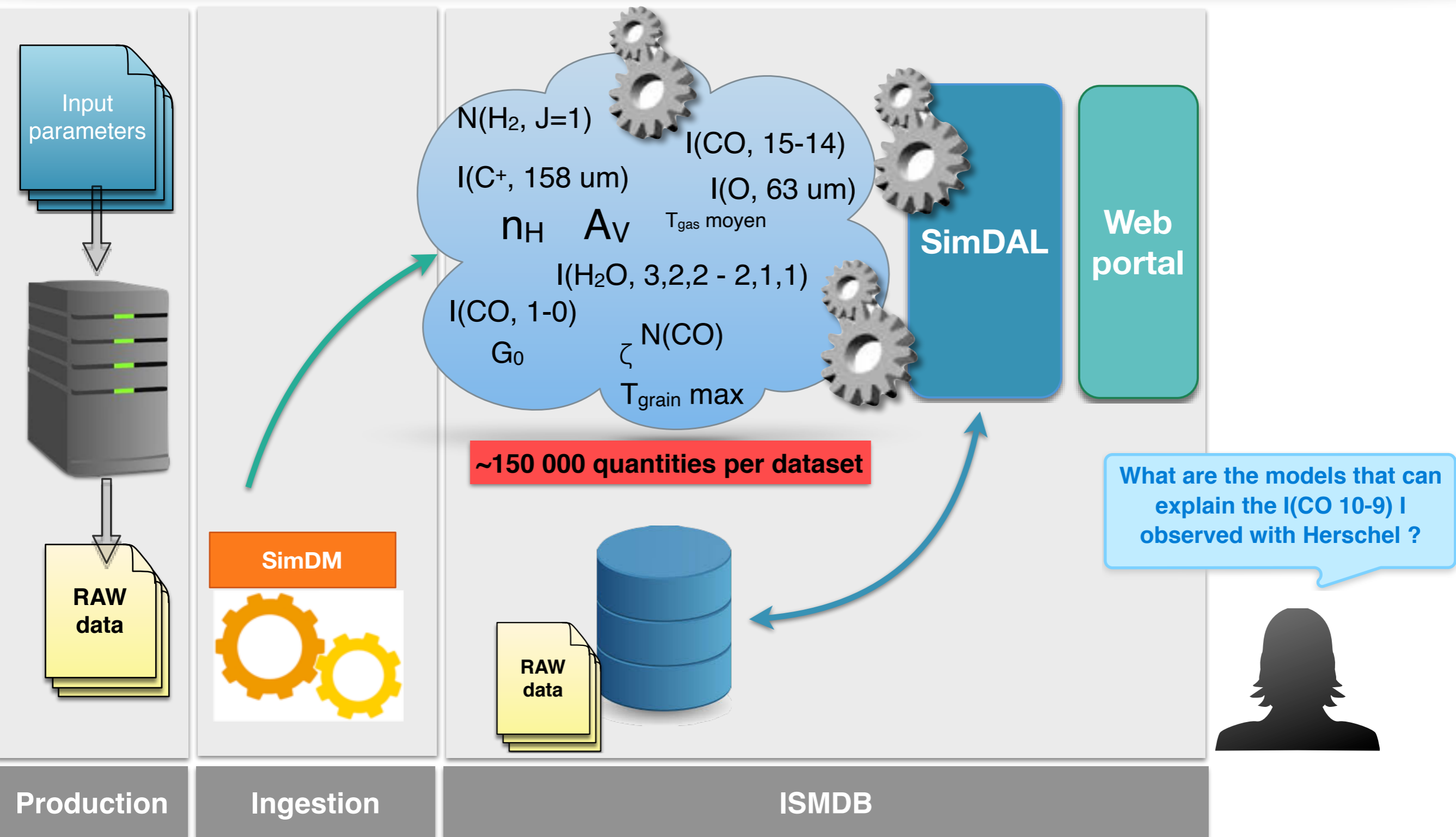
Need models to interpret observations

ERS JWST programs -> make tools publicly available

ISMDB + services are part of these tools

# SimDM Implementation : Semantics

- not only a classical database to find pre-computed models
- but **also a tool that can interpret observations**



## VLA archive Interface

**NRAO Science Data Archive : Advanced Search Tool**  
**Historical VLA, Jansky VLA, VLBA and GBT Data Products**

**Output Control Parameters :**

**Choose Query Return Type :**

- Download Archive Data Files
- VLA Observations Summary
- List of Observation Scans
- List of Projects

[Output Tbl Format](#)  [Sort Order Column 1](#)    
[Max Output Tbl Rows](#)  [Sort Order Column 2](#)

**General Search Parameters :**

[Telescopes](#)  All  Jansky VLA  Historical VLA  VLBA  GBT

[Project Code](#)   
JVLA: 12A-256 [Project Session](#)

[Observer Name](#)  [Archive File ID](#)   
(partial strings allowed) [Dates From](#)  [To](#)   
(2010-06-21 14:20:30)

**Position Search :**

[Target Name](#)  [Search Type](#)  [Min. Exposure](#)  (secs)

[RA or Longitude](#)  [DEC or Latitude](#)   
(04h33m11.1s or 68.29d) (05d21'15.5" or 5.352d)

[Search Radius](#)   
(1d00'00" or 0.2d) [Equinox](#)

- OR -  Check for automatic VLA field-of-view, freq. dependent.??

**Observing Configurations Search :**

[Telescope](#)  All  A  AB  BnA  B  BC  CnB  
[Config](#)  C  CD  DnC  D  DA

[Sub\\_array](#)  All  1  2  3  4  5

[Polarization](#)  [Observing Bands](#)  All  4  P  L  S  C  
 X  U  K  Ka  Q  W

[Data Type](#)  [Frequency Range](#)   
(In MHz : 1665.401 - 1720.500)

[Enter Locked Project Access key :](#)  Unique keywords may be used to unlock proprietary data from individual observing projects. Contact the [NRAO Data Analysts](#) for project access keys.

23 paramètres de recherche  
Interface complexe

**ISMDB**  
**150 000 parameters !**

# SimDM's semantics : usage

ISMServices CODES ISMDB

## ISM DataBase – Inverse Search service Beta

Grid of isobaric PDR 1.5.2 models  
2016.12.03

### 1 – search among two parameters

x  (cm-3\_K)  log scale  
y  (Mathis\_unit)  log scale

### 2 – fix all the other parameters

(mag)

### 3 – observational constraints

```
"I(CO v=0,J=1->v=0,J=0 angle 00 deg)" > 1.8E-7  
"I(CO v=0,J=1->v=0,J=0 angle 00 deg)" < 2.4E-7  
"I(H2 v=0,J=2->v=0,J=0 angle 60 deg)" > 1E-8  
"I(H2 v=0,J=2->v=0,J=0 angle 60 deg)" < 5E-7
```

### 3 – observational constraints



Semantics interpreter

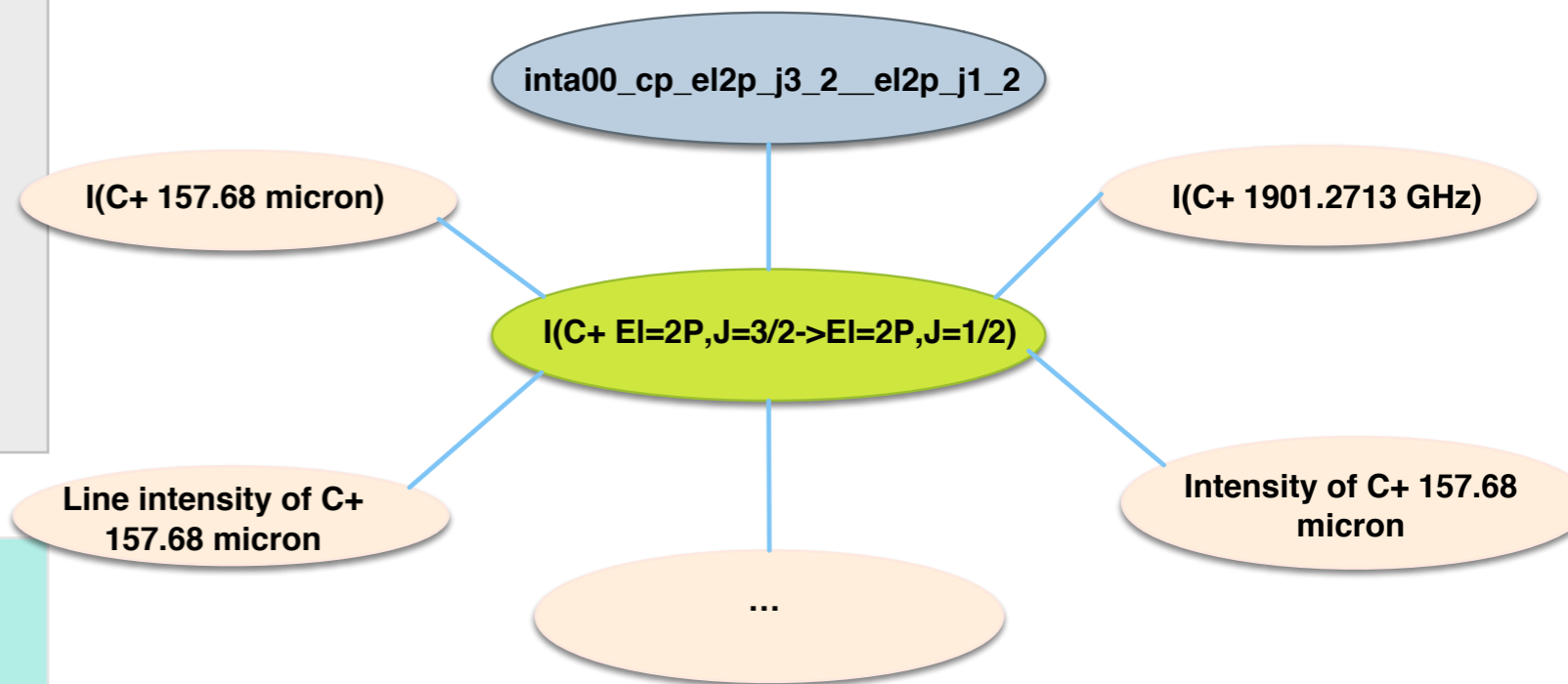
# SimDM's semantics : usage

Each metadata is tagged by:

- ID
- name
- unit
- utype
- description
- **label (UCD / SKOS)**
- ...

Simulation  
DataModel

Example of the 157.7 micron C+ line intensity



## SKOS vocabulary

For each quantity several synonyms  
(name, units, ...)

~ 300 000 terms for the PDR code

**ID:** inta00\_cp\_el2p\_j3\_2\_el2p\_j1\_2  
**PREF:** I(C+ El=2P,J=3/2->El=2P,J=1/2)  
**ALT:** I(C+ El=2P,J=3/2->El=2P,J=1/2) face on  
**ALT:** I(C+ 157.68 micron) face on  
**ALT:** Intensity of C+ 157.68 micron face on  
**ALT:** Line intensity of C+ 157.68 micron face on  
**ALT:** I(C+ 1901.2713 GHz) face on  
**ALT:** Intensity of C+ 1901.2713 GHz face on  
**ALT:** Line intensity of C+ 1901.2713 GHz face on  
 ...

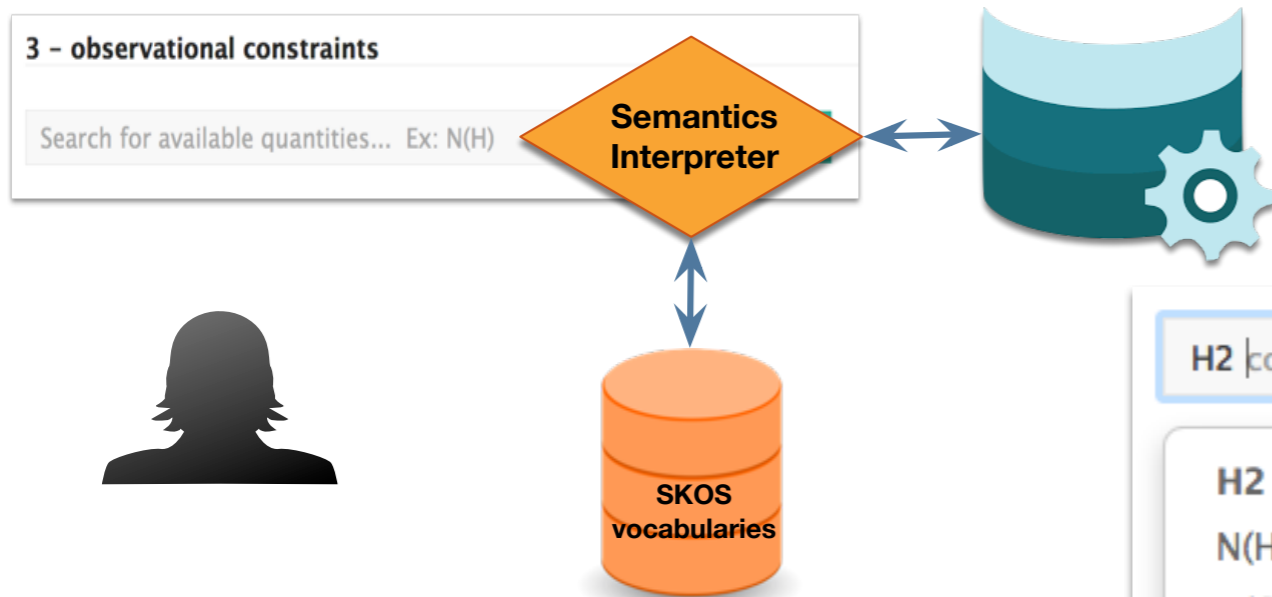
3 - observational constraints

Search for available quantities... Ex: N(H)

Semantics  
Interpreter



# SimDM's semantics : usage



## Semantics Interpreter

### Semantics

SKOS: PREF + ALT

→ synonyms

+

### Ranking system

(learn from users)

H2 | column density Use

H2 column density  
N(H2)  
N(C2H2)  
N(c-C3H2)  
N(C\_13CH2)  
N(C\_13CH2+)  
C2H2 column density  
Column density of H2

I(H2 | 0-0 S(0)) angle 00 degrees Use

I(H2 0-0 S(0)) angle 00 degrees  
I(H2 10-10 S(0)) angle 00 degrees  
I(H2 9.6645 micrometres) angle 00 degrees  
I(H2 28.2196 micrometres) angle 00 degrees  
I(H2 156.4883 micrometres) angle 00 degrees  
I(H2 v=0,J=2->v=0,J=0) angle 00 degrees  
I(H2O 6.1140 cm-1) angle 00 degrees  
I(H2O J=1,ka=1,kc=1->J=0,ka=0,kc=0) angle 00 degrees



# Conclusion

Exemple of one implementation of SimDM

**SimDM is a very powerful DM that covers many kind of simulations :**

- cosmology
- MHD
- physics & chemistry of the Interstellar medium
- ...

In particular, in this latter case allows to do inverse search (solve directly scientific problems) !

**SimDM may seems** to be a complex DM

**BUT : if instantiation of SimDM are presented to scientists they immediately understand it !**

→ for scientists : no need to understand SimDM and the VO way to publish data to be VO-compliant !

We need a few 'databases' services (per domain) SimDM-compatible to allow scientists to publish simulations

**To go further :**

Datasets :

- Need to standardise datasets
- In our case we defined an HDF5 format with a specific metadata table

Semantics

- Need a VO-Theory I.G. standard for vocabularies because Vocab 2.0 is too limited, is not enough ambitious and is not suited for simulated data (contrary to Vocab 1)