




Provenance implementation in CTA pipeline



Southern Hemisphere Site Rendering; credit: Gabriel Pérez Diaz, IAC, SMM

**Michèle Sanguillon⁽¹⁾, Catherine Boisson⁽²⁾, Johan Bregeon⁽¹⁾,
Karl Kosack⁽³⁾, Nicolas Renault-Tonacci⁽²⁾, Mathieu Servillat⁽²⁾**

⁽¹⁾ LUPM, Montpellier, France ⁽²⁾ LUTH, Meudon, France ⁽³⁾ CEA, Paris, France



Context



- Next Generation Gamma-Ray Astronomy (succeeding H.E.S.S., MAGIC and VERITAS)
- Two arrays of 99 (South) and 19 (North) Cherenkov telescopes (4, 12 et 24 m in diameter)
- Observatory open to the Astronomy community
- Timeline:



Pre-Construction phase:

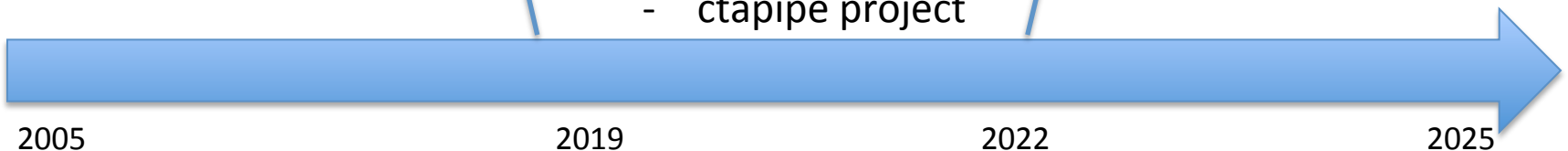
- Simulations

Pre & Production phase:

- Data model definition
- Software development
 - Prototype OPUS
 - ctape project

Operation phase:

- Acquisitions
- High level data available



2005

2019

2022

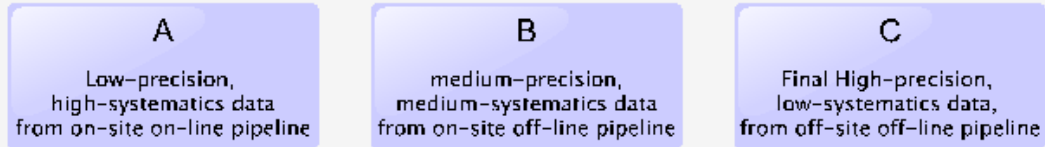
2025



Data Model



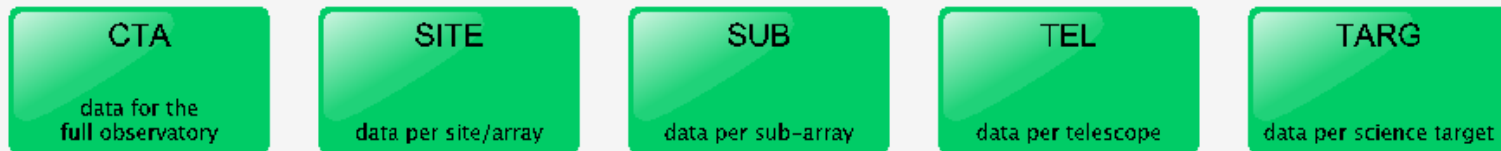
Data Category



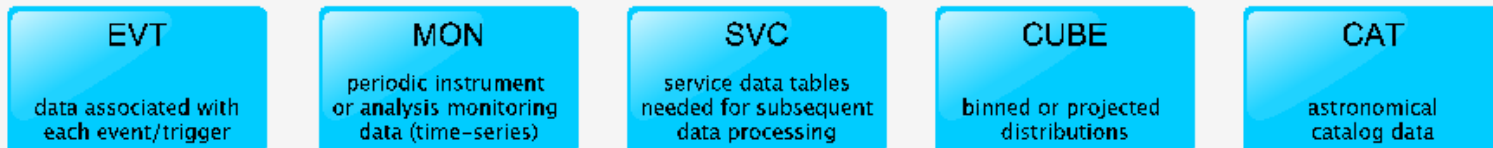
Data Level

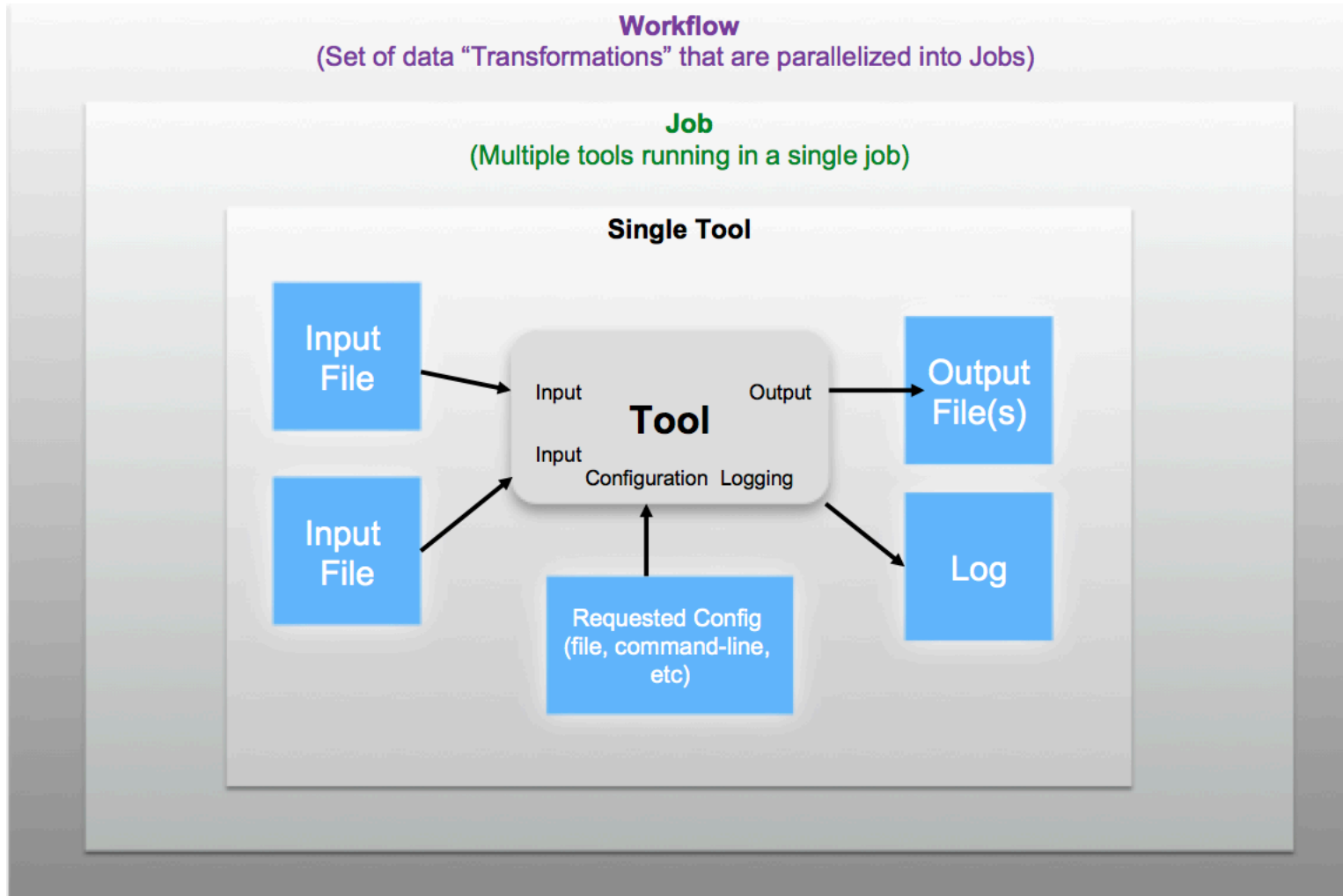


Data Association



Data Type







Software



- Software tools are used or under development but not yet validated by the CTA Observatory
- Ctapipe :
 - <https://github.com/cta-observatory/ctapipe>
 - Framework containing the different tools (Python)



What is provenance?



- Implementation of Provenance includes to work on:
 - How to catch the information? ←
 - How to store the information?
 - In a database: ProvenanceDM! ←
 - In data products (header, etc.)
 - In files
 - How to retrieve the information?
 - ProvSAP: to request Provenance path
 - ProvTAP: to search data products based on Provenance



Capture



- The provenance of all data (low and high levels) must be carefully registered and easily available for further use.
- Provenance is captured *a priori* during a workflow execution at the level of each tool
- Provenance Tracking is integrated in the ctapipe framework => Provenance module (ctapipe.core.provenance)



ctapipe



- Provenance module
 - ctapipe.core.provenance
 - Developed so that each tool automatically register provenance information
 - This module has been designed to return a dictionary with all provenance information



```
[{'activity_name': 'ctapipe-display-muons',  
  'activity_uuid': '93fc2206-59de-4852-868d-ec045ec25d1d',  
  'config': {'MuonDisplayerTool': {'events': 'proton_20deg_180deg_run22__cta-prod3-demo-2147m-LaPalma-baseline.simtel.gz'}},  
  'duration_min': 0.01649999999998819,  
  'input': [{'role': 'd10.sub.evt',  
            'url': '/Users/bourgeat/Documents/CTA/Provenance/ctasoft/ctapipe/tests/proton_20deg_180deg_run22__cta-prod3-demo-2147m-LaPalma-baseline.simtel.gz'}],  
  'output': [{'role': 'd11.tel.evt.muon',  
             'url': '/Users/bourgeat/Documents/CTA/Provenance/ctasoft/ctapipe/tests/muons.hdf5'}],  
  'start': {'time_utc': '2019-05-07T06:28:44.605'},  
  'status': 'completed',  
  'stop': {'time_utc': '2019-05-07T06:28:45.595'},  
  'system': {'arguments': ['/Users/bourgeat/anaconda3/lib/python3.6/site-packages/ipykernel_launcher.py',  
                           '-f',  
                           '/Users/bourgeat/Library/Jupyter/runtime/kernel-d793d0e4-abd3-4989-a71c-19b68194ea9e.json']},  
  'ctapipe_resources_version': '0.2.15',  
  'ctapipe_svc_path': None,  
  'ctapipe_version': '0.6.1',
```



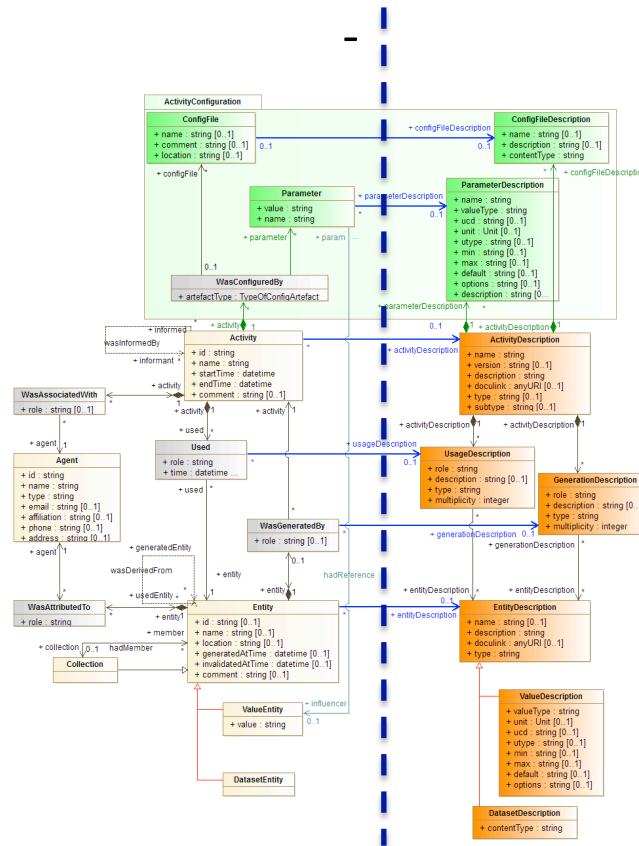

Fill the Prov DB



The Provenance Database will be fed

- initially with the tool description information
- then at the end of each run of tool with the information from the dictionary.

Information relative to each run of tool



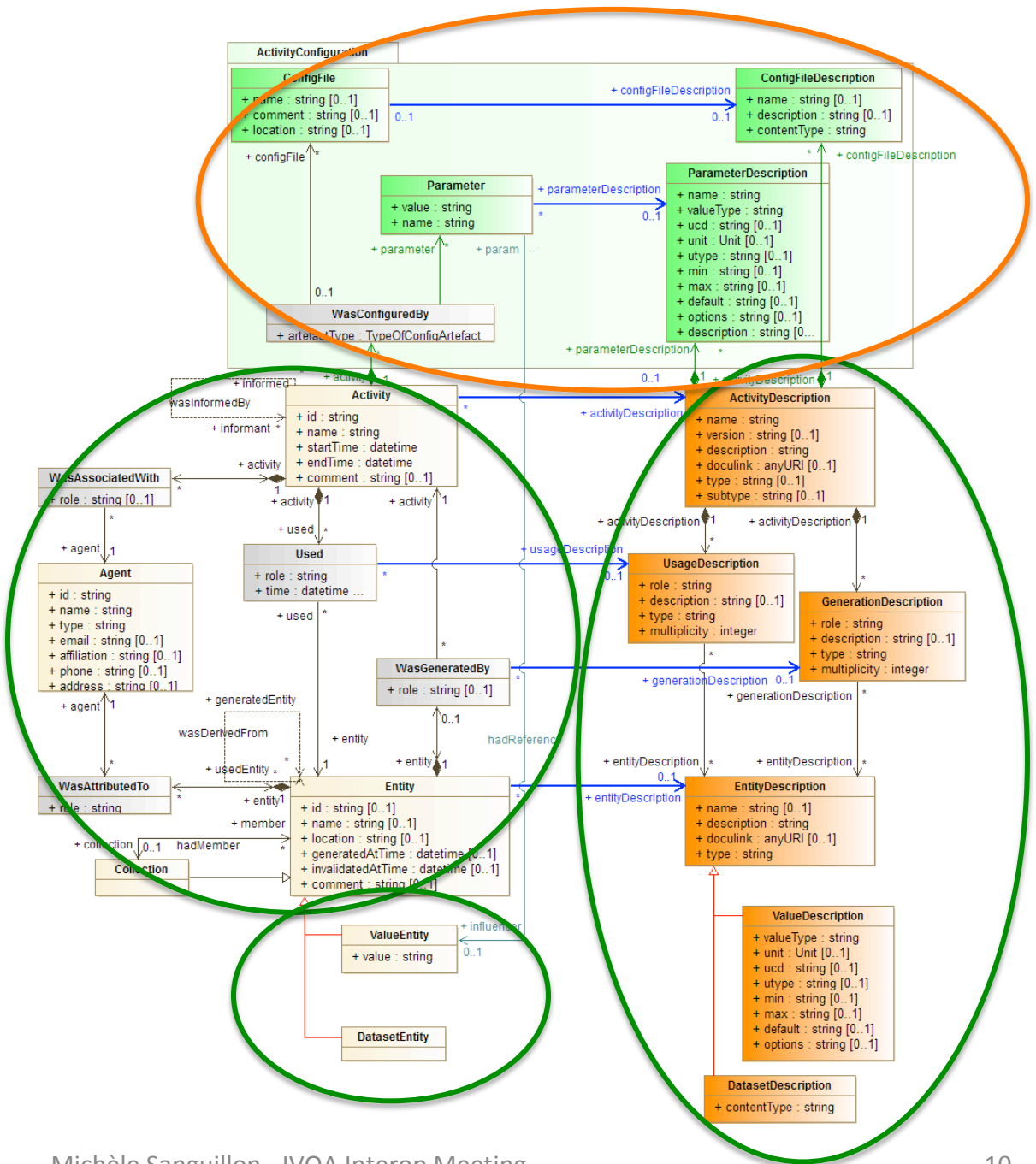
Descriptions relative to each type of tool



Storage in the Provenance DB

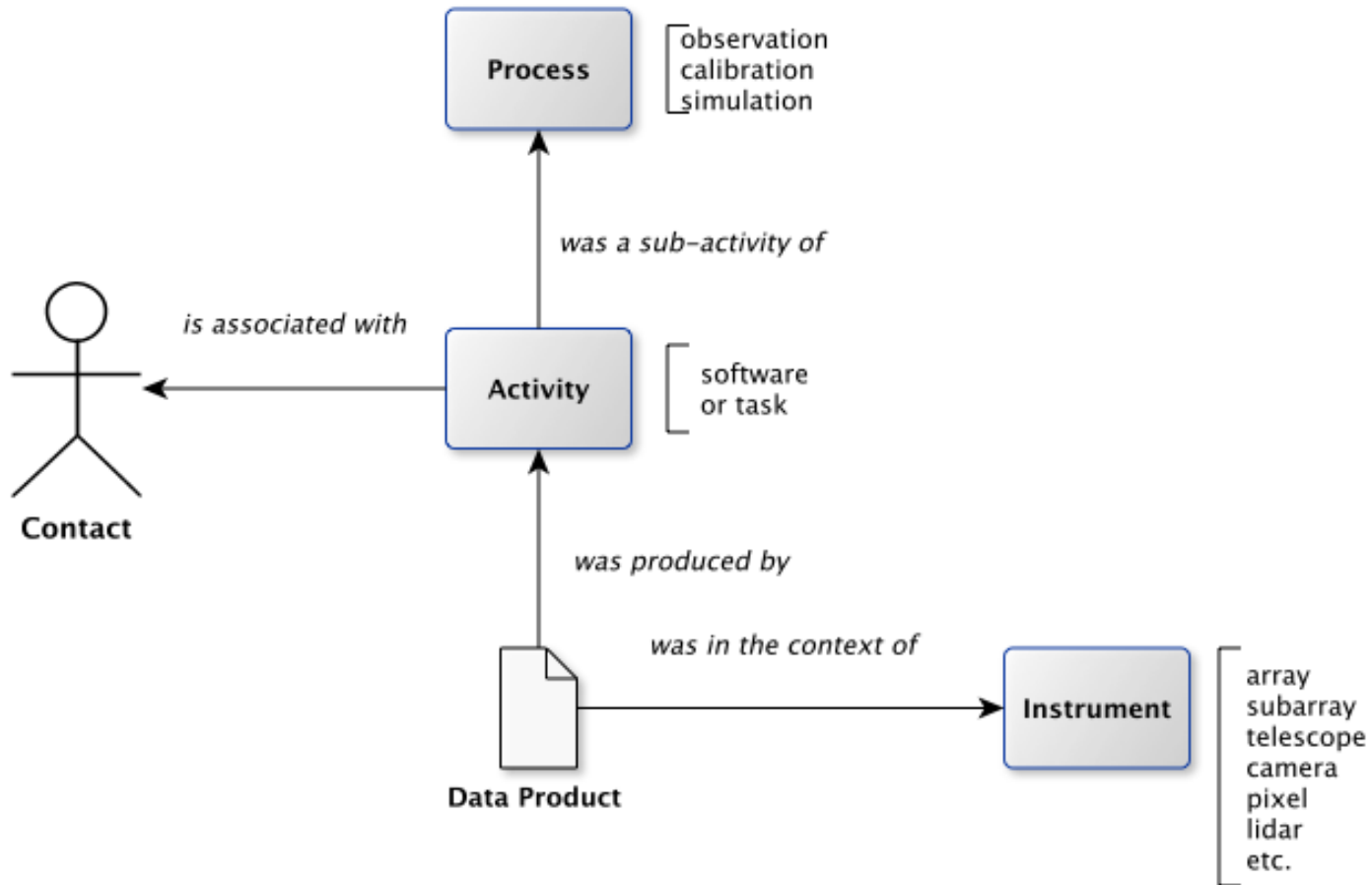
Dev steps:

- 1: ○
- 2: ○





Product minimal metadata





Choices made



- Rules to associate an item with its description
 - Activity: activity_name + cta_pipe_version
 - Entity: activity description + role
- Unique Identifiers
 - Activity.id: uuid generated in the job
 - Entity.id: uuid depending on file(location+name), DIRAC lfn?
 - Relations Used.id, WasGeneratedBy.id, WasAttributedTo.id, WasAssociatedWith.id are integers and autoincremented



I thank you for your attention

Any questions?