

Feedback on generating very large HiPS for PanSTARRS and HiPS from Gaia DR2 catalogue



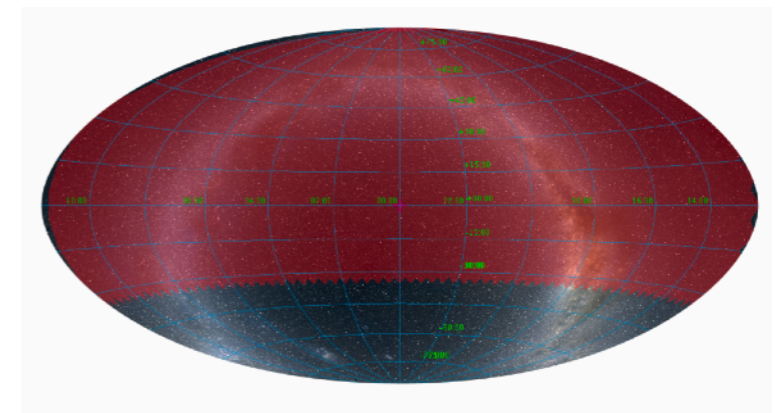
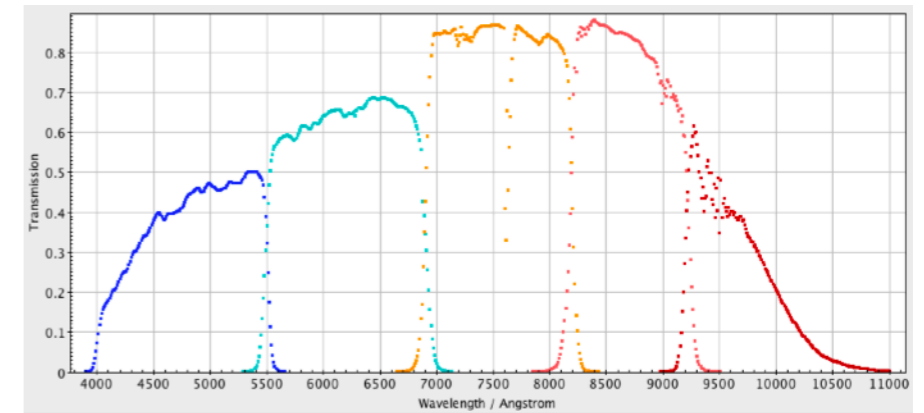
Thomas Boch

IVOA Interop, Victoria, BC, Apps1



□ PanSTARRS HiPS (1/4)

- Pan-STARRS PS1 images
 - 5 bands: g, r, i, z, y
 - coverage: 3/4 of the sky
 - *Rice* compressed
 - resolution: 0.25"/pixel
 - 15 TB per band
- HiPS generation
 - resolution: 200 mas (HEALPix order 20)
 - with 512x512 tiles: 47 million tiles to be generated
 - 10 trillion pixels per band



□ PanSTARRS HiPS (2/4)

- Pan-STARRS *band g* HiPS creation process
 - download from STScI (Thanks to C. Brasseur et T. Donaldson)
 - uncompress (in parallel)
 - FITS tiles generation (with Hipsgen)
 - JPEG tiles generation (with Hipsgen)
 - transfer on production machine
 - slow: 12 MB/s → 1 TB/day
 - HiPS total size: 25TB
 - splitted across two 15TB disks
 - many symbolic links
 - not convenient
 - error prone

□ PanSTARRS HiPS (3/4)



- Improvement for Pan-STARRS *band z* HiPS generation
 - download from STScI
 - direct generation of FITS tiles from *Hipsgen*
 - no longer need to uncompress Rice FITS images
 - **parsync** for file transfer - parallel rsync wrapper
 - 8 to 12-fold improvement: 80 to 120 MB/
 - transferred on one 25TB disk
 - JPEG tiles created on the fly
 - Python service
 - Apache rewrite rule
 - under test and evaluation

□ PanSTARRS HiPS (4/4)

- PanSTARRS color HiPS
 - z $0.5(z+g)$ g
 - tiles generated by Python script
 - Lupton-like *arcsinh* stretch to maximize contrast
 - different parameters for small and large scales
 - no control on JPEG quality from Python script
 - ImageMagick `convert` command-line tool to reprocess and reduce JPEG size
 - demonstration
 - <http://aladin.unistra.fr/AladinLite/showcase/PanSTARRS-DR1/>

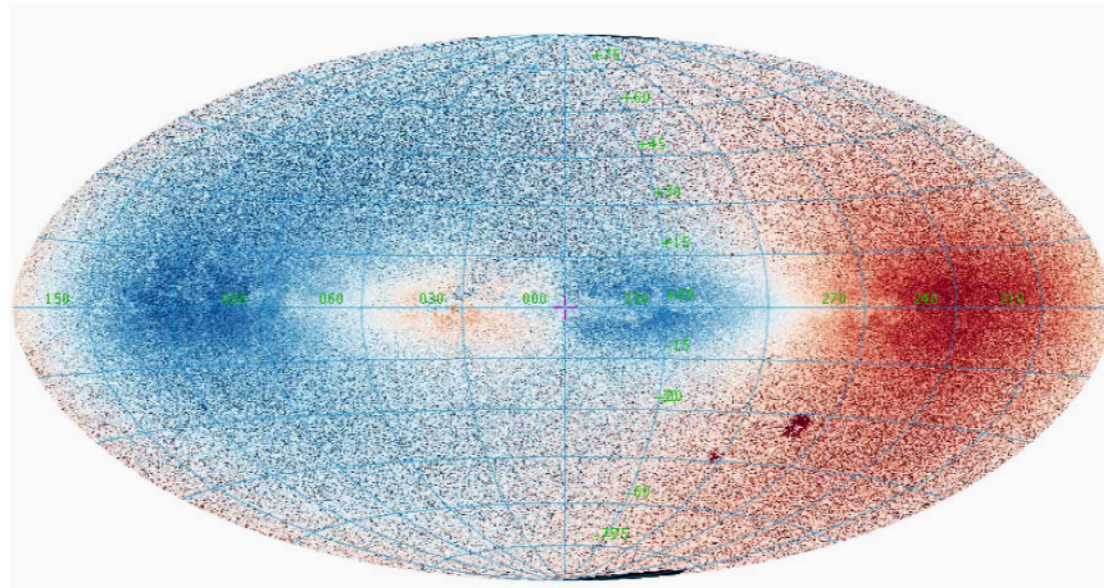
□ Gaia DR2 flux map

- HEALPix map for each band (integrated flux, weighted density map)
 - generated with *healpy* at NSIDE=8192
 - initial tests with Java unsuccessful:
unable to create a 800 million items float array
 - map converted to HiPS with Hipsgen (order: 4)
 - alternative approach: generate individual G from TAP request
 - ```
SELECT HEALPIX(ra, dec, 5+9) AS ipix,
SUM(phot_g_mean_flux) as g, SUM(phot_bp_mean_flux)
as b, SUM(phot_rp_mean_flux) as r
FROM "I/345/gaia2"
WHERE HEALPIX(ra, dec, 5)= 42
GROUP BY ipix
```
  - Color tiles
    - G, Rp, Bp bands map to green, red and blue channels
    - Python script with Lupton-like stretch to maximize contrast
  - Demonstration




# □ Gaia DR2 velocity map

- Median velocity computed for each HEALPix pixel
- Hipsgen to generate HiPS FITS tiles from HEALPix map
- Python script to generate JPEG tiles
  - matplotlib *RdBu* (red to blue) color map



# □ Gaia DR2 HiPS catalogue

- Progressive view
  - large FoV: show brightest sources
  - zoom in: fainter sources appear
- ad-hoc binary format
- HiPS tiles served by Tomcat application
- <http://cds.unistra.fr/Gaia/DR2/AL-visualisation.gml>





# □ Conclusion

- Generation of HiPS for large images surveys takes some time
  - Total generation time has decreased
    - Hipsgen improvement
    - *parsync* to transfer tiles
    - generation of JPEG tiles on the fly
- HiPS images useful tool for catalogues too
- Next steps:
  - dynamic generation of HiPS tiles for any catalogue for any parameter
  - hybrid HiPS parameter map / HiPS catalogue