

PDRDB





# ☐ Interstellar medium & PDR code

PDR : Photo-dissociation regions

Computes the chemical and thermal structure of interstellar gas

## Input parameters :

- density
- UV intensity
- Cosmic rays flux
- metallicities
- ...

UV



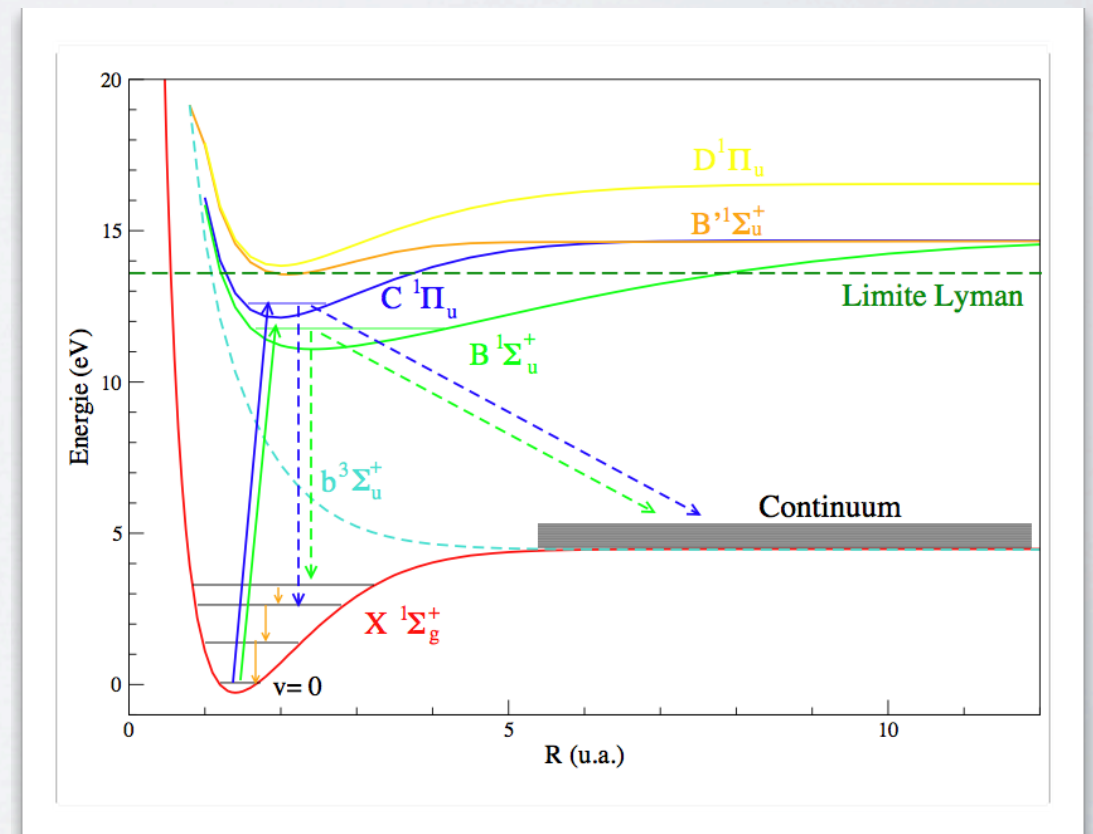
H H<sub>2</sub> C<sup>+</sup> C CO

Molecular  
Region

- Atomic & Molecular Data
- Chemical reaction rates

## Physics :

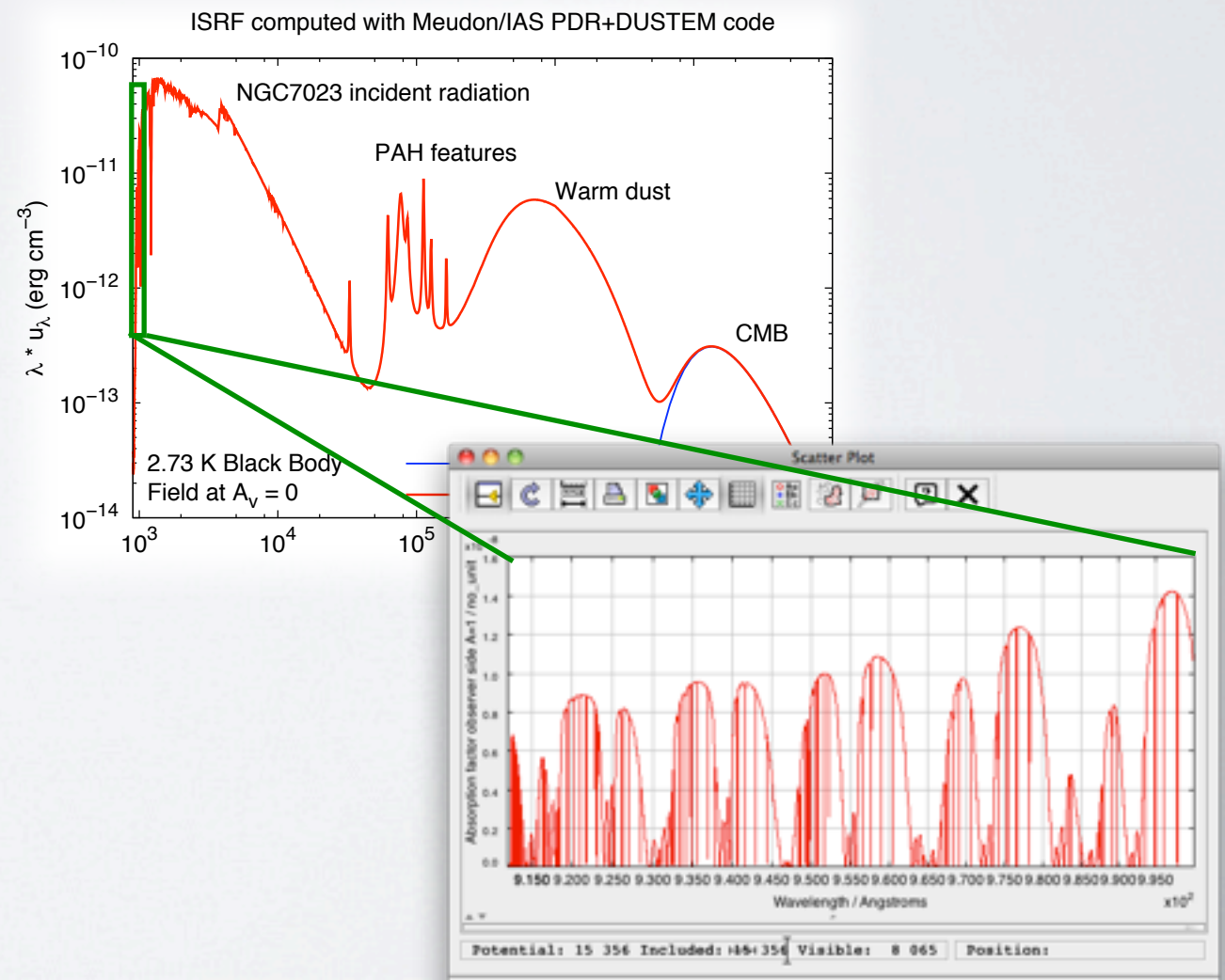
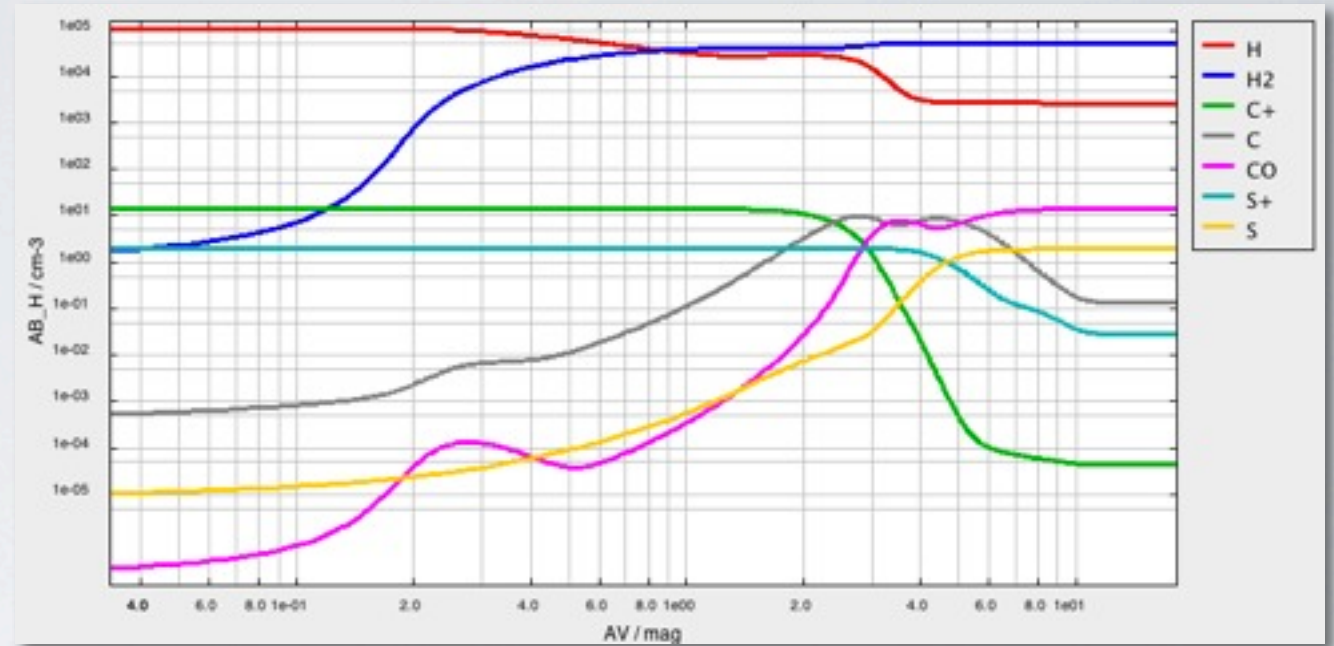
- Radiative transfer (FUV - sub-mm)
- Chemistry
- Thermal processes
- Statistical equilibrium in levels



# ☐ Interstellar medium & PDR code

## Outputs

- Local quantities (profiles as a function of  $A_V$ )
  - Abundances
  - Level excitation ( $H_2$ ,  $CO$ ,  $C^+$ ,  $H_2O$ , ...)
  - Temperature
  - Density
  - Heating and cooling rates
  - Local emissivities
  - ...
- Integrated quantities (Observables)
  - Column densities
  - Line intensities
  - Spectra





## Motivations

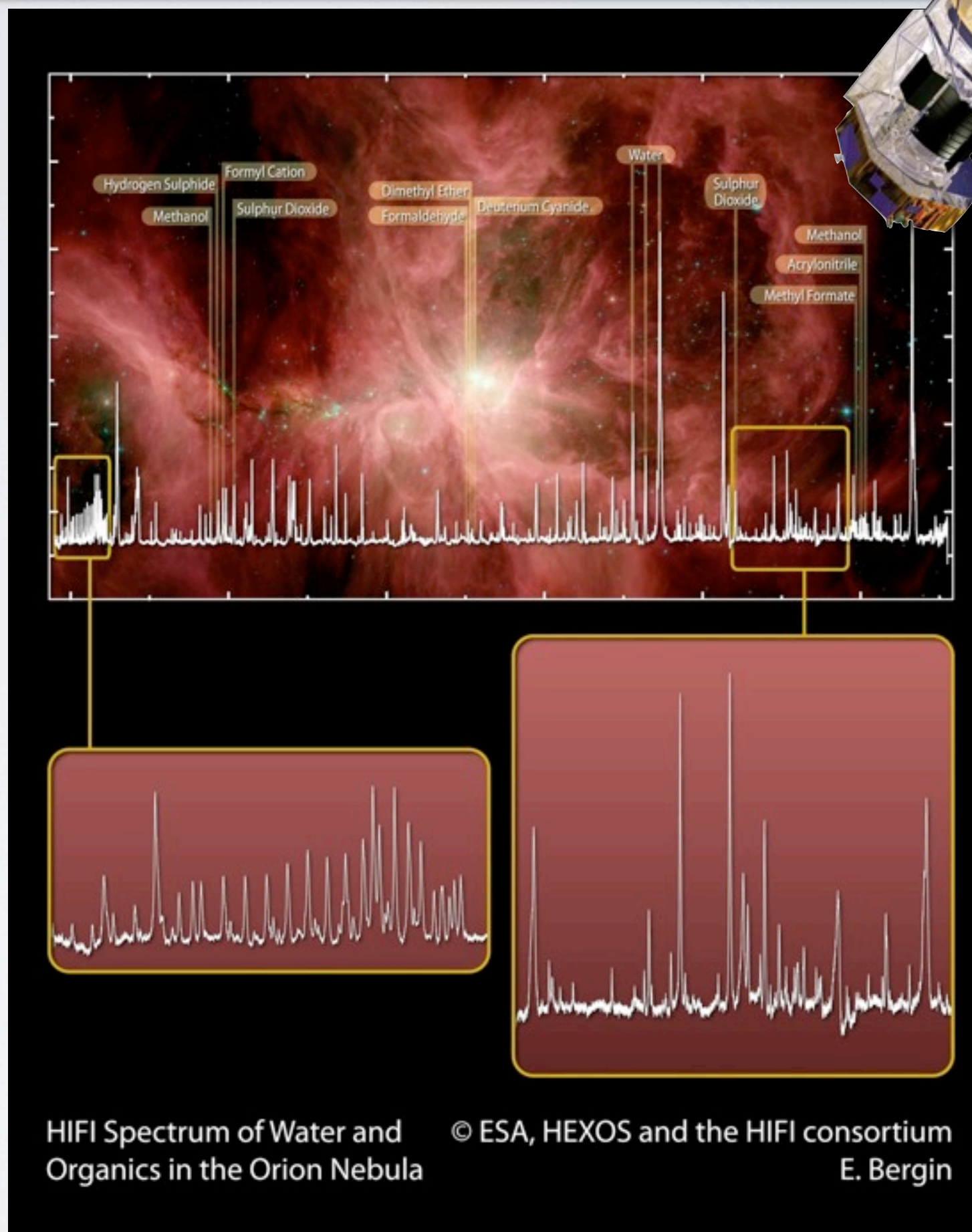
## New large equipments

=> share codes and simulation results with the community

They want :

- 1) Get the code
- 2) Get pre-computed results
- 3) Services to facilitate interpretation of observations

- Lines intensities
- Column densities
- Spectra
- Structure of the cloud
- Physical processes
- Chemistry



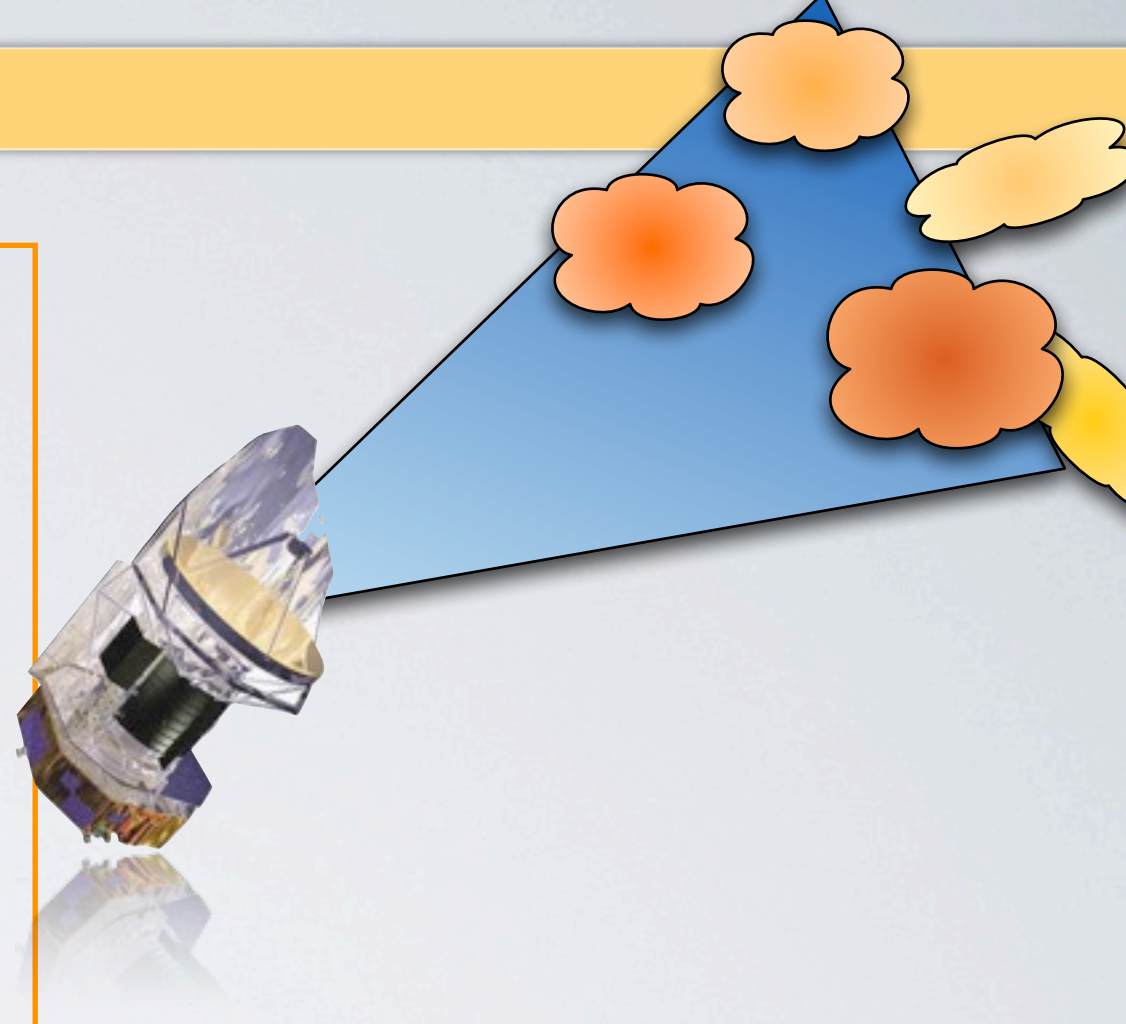
HIFI Spectrum of Water and Organics in the Orion Nebula



## □ PDR Database

### Objectives :

- Publish PDR simulations in different domains
  - Diffuse clouds
  - Star-formation regions
  - Damped Lyman Alpha systems
- Services :
  - Extract quantities for post-processing
  - Facilitate inverse problems
  - Model easily non-resolved observations



### Challenge :

- PDR simulations are complex :
  - Many heterogenous quantities
- PDR codes evolve frequently
  - Computation of new quantities that have to be ingested in the database

## Implementation

Development of the PDR database in 2 steps :

### 1 - Modify code outputs

- portable data (FITS)
- metadata (XML - VOTable syntax)

### 2 - Develop PDRDB

- Use VO-URP

### Code output metadata (XML - VO-Table) :

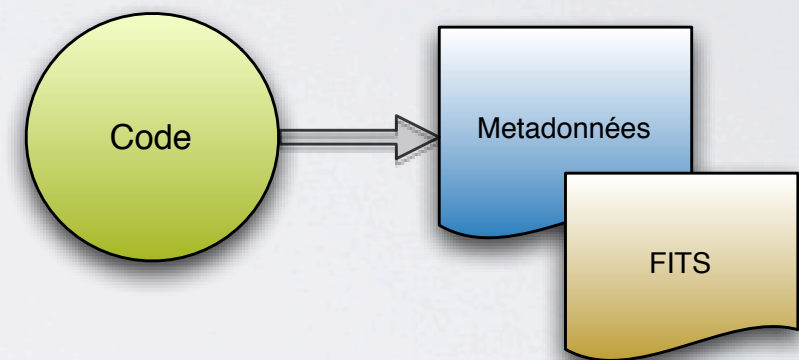
Each quantity has :

- ID
- Name (human readable)
- Description
- Unit
- UCD

- Each quantity is identified by an I.D. (Ex : Temperature)
- Each group of quantities has an I.D. (Ex : Abundance - group of all abundances)

Ingestion pipeline searches the quantities or group of quantities to ingest in the DB

- Evolution of the code implies very few (none) modifications to be compatible with PDRDB
- Very easy to add new properties in PDRDB



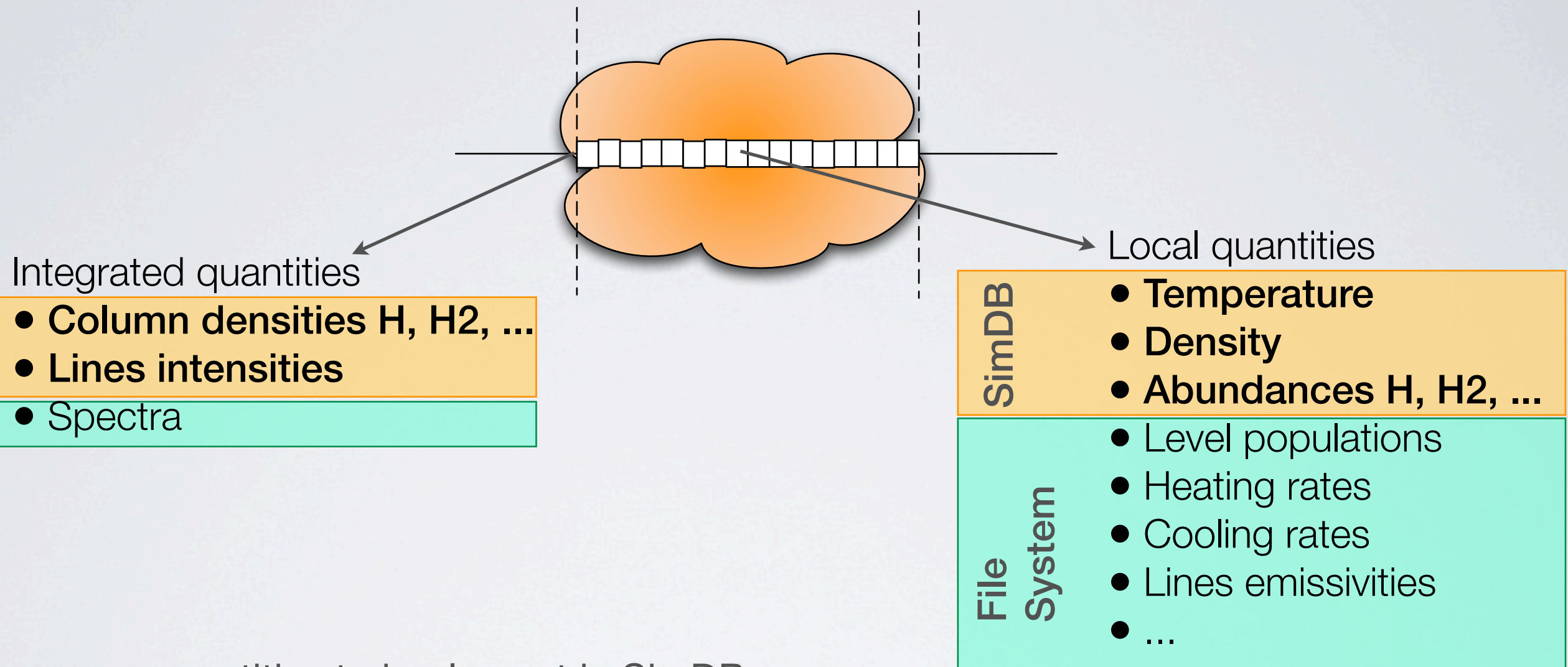


```

<FIELD name="Mass grain / Mass of gas" ID="DU_MODPARAM_R.FD_GRATIO" datatype="double"
  unit="no unit" ucd="" utype="" >
  <DESCRIPTION> <![CDATA[ <b>m_grain / m_gas</b> <br>
    Dust on grain mass ratio.<br> <i>Typical value: 0.01</i>]]>
  </DESCRIPTION>
</FIELD>
<FIELD name="Grains albedo" ID="DU_MODPARAM_R.FD_ALBEDO" datatype="double"
  unit="no unit" ucd="" utype="" >
  <DESCRIPTION> <![CDATA[<b>Dust albedo</b><br>
    <i>Typical value: 0.42</i><br><i>Ref: Mathis ApJ, 472, 643, 1996.</i>]]>
  </DESCRIPTION>
</FIELD>
<FIELD name="Grains anisotropy factor" ID="DU_MODPARAM_R.FD_GG" datatype="double"
  unit="no unit" ucd="" utype="" >
  <DESCRIPTION> <![CDATA[<b>Anisotropy factor of grains</b><br><i>Typical value: 0.6 </i><br>
    <i>Ref: Weingartner et Draine, ApJ 548, 296, 2001</i>]]>
  </DESCRIPTION>
</FIELD>

```

## Implementation



Too many quantities to implement in SimDB

Objectives : discover simulations

- 1) only the most important quantities are stored in **SimDB** as metadata
- 2) other quantities are stored in the **File System** and can be extracted by services



## Implementation

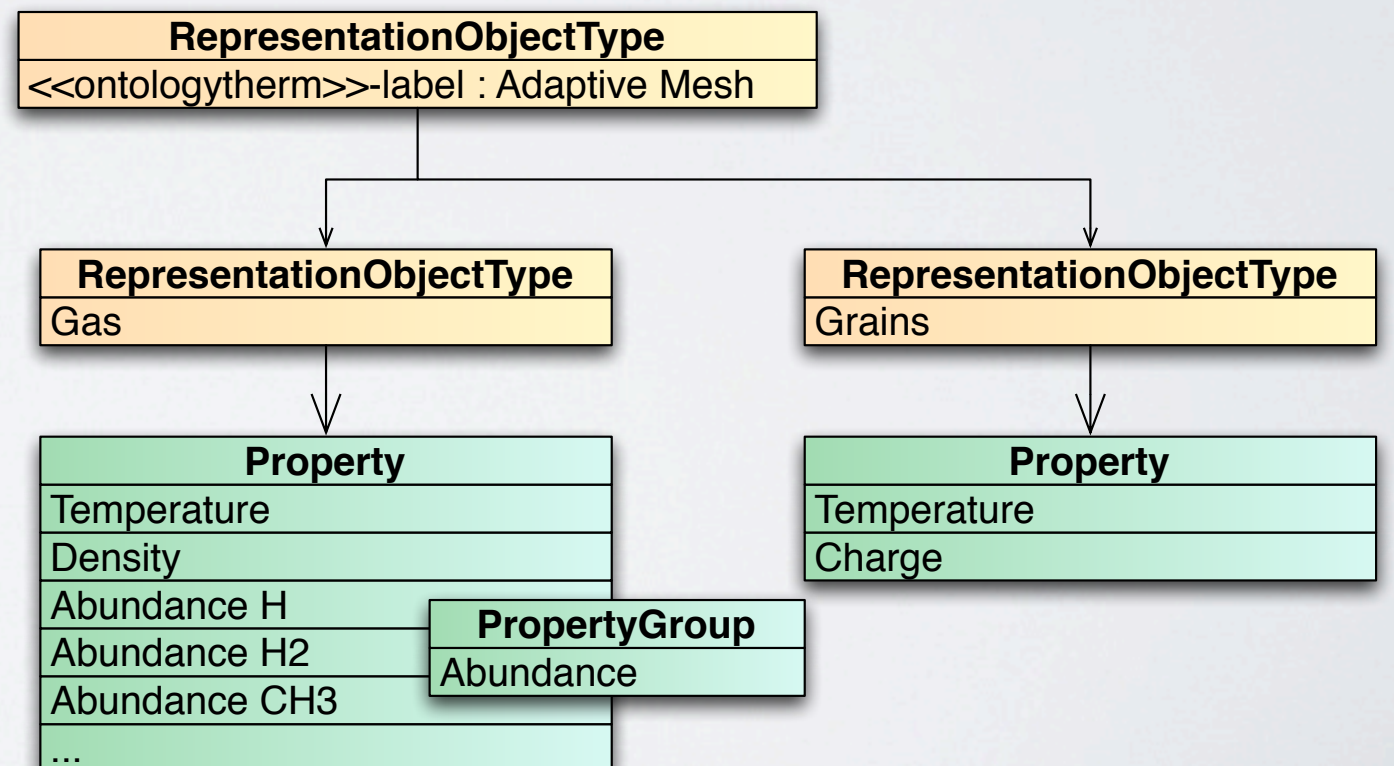
### ● Protocol

- Protocol : Code + Atomic and Molecular Data + Chemistry
- Physical processes : Radiative transfer, ...
- Algorithms : not useful for such codes

Protocol
- code : <a href="http://pdr.obspm.fr">http://pdr.obspm.fr</a>
- version : PDR_1.4 - Drcnosd.chi

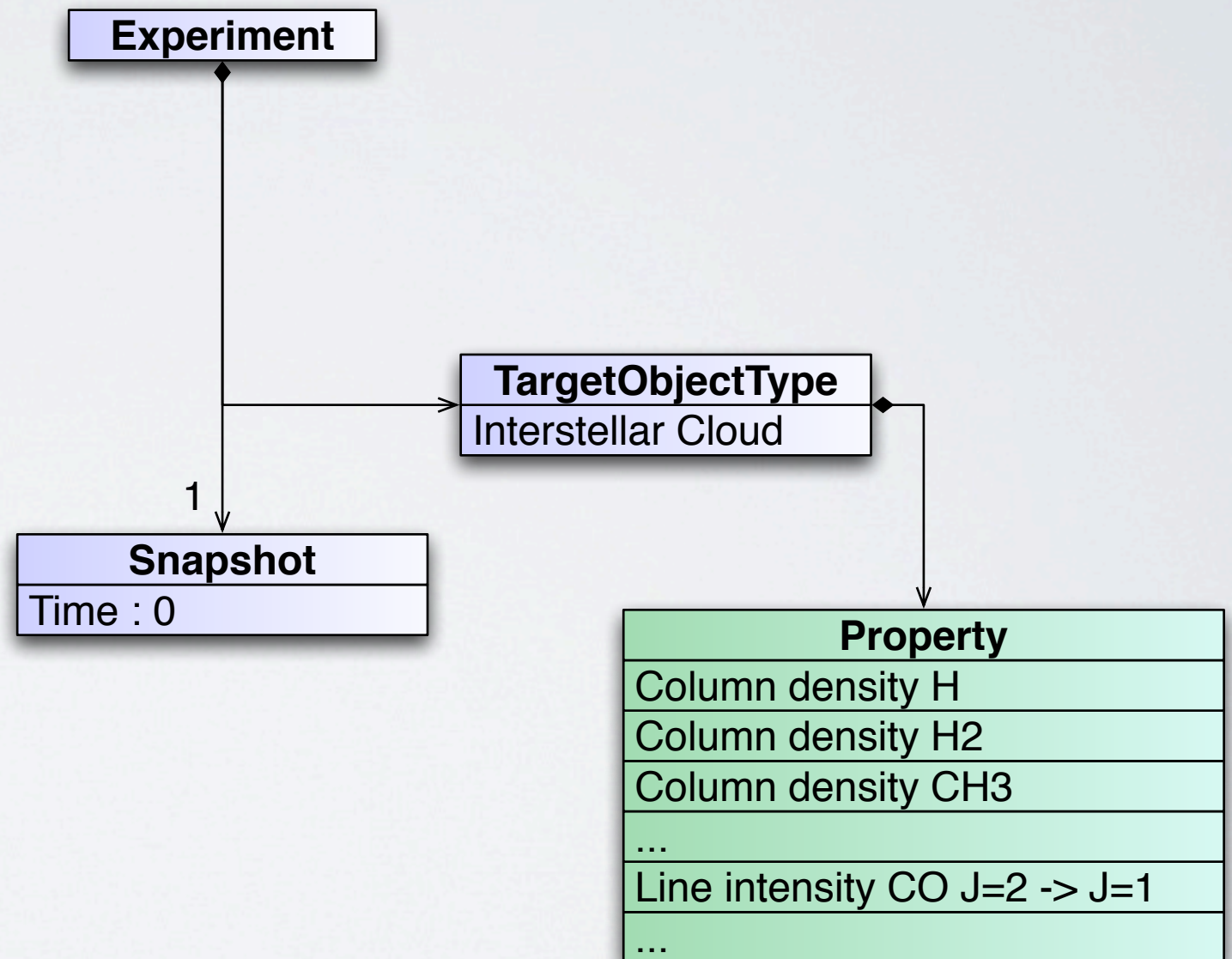
### ● RepresentationObjectType

- Gas and Grains
- Properties :
  - Temperature
  - Density
  - Ionization degree
  - Abundances H, H2, C+, ...
  - ...



● Experiment

- Snapshot : **Stationnary Code** => only one snapshot per experiment
- TargetObjectType : Interstellar Cloud
- Properties : Integrated quantities
  - Column densities
  - Most useful line intensities

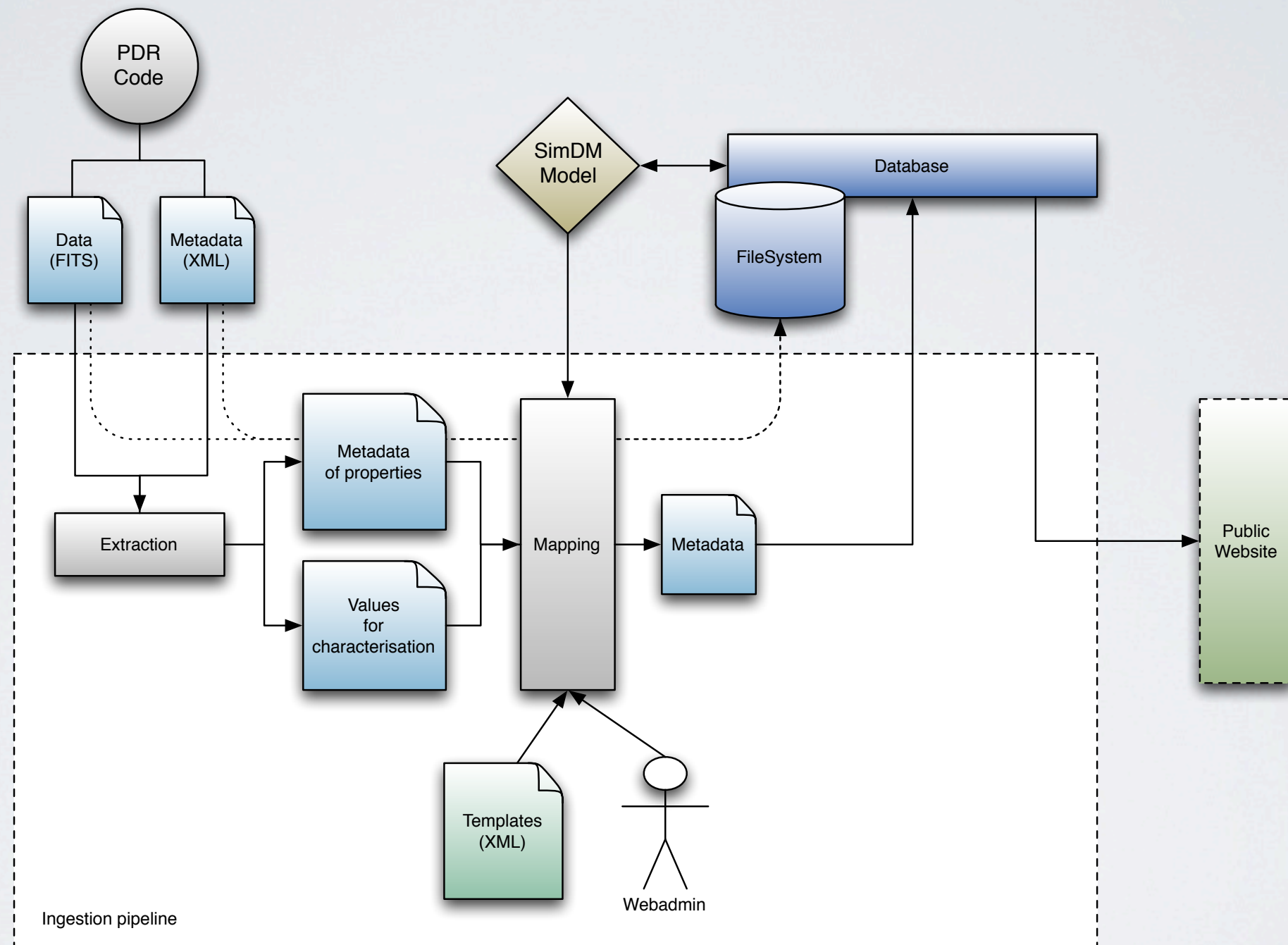




## □ PDR Database

### Ingestion pipeline

- Use VO-URP (developed by Gerard Lemson and Laurent Bourgès)



Code Metadata + VO-URP = Easy to maintain

- If the code evolves : the new quantities are automatically ingested in PDRDB
- To add new properties in PDRDB just add its ID in the Template file



## Implementation of the Simulation Data Model for theoretical databases

**Version 0.1**

**IVOA Note 2010 May 15**

**This version:**

Version 0.1-20100515

**Latest version:**

<http://www.ivoa.net/Documents/latest/latest-version-name>

**Previous version(s):**

**Author(s):**

Franck Le Petit  
Benjamin Ooghe-Tabanou  
Nicolas Moreau  
Jonathan Normand  
Laurent Bourgès

### 2.2.1 Snapshot

The Meudon PDR code is a stationary 1D code. We do not have snapshots with the meaning it can have in the context of cosmological simulations for instance. In the SimDB implementation, we consider that for each experiment we have a single snapshot that corresponds to the output of the code, the stationary state.

### 2.2.2 TargetObject

TargetObjects represents the astrophysical object that has been simulated. For PDRDB, most of the time this is «Interstellar Cloud». That could also be «disks» when a model has been run to simulate a protoplanetary disk.

## 2.3 Object

This part is a heritage of the protocol and of the experiment parts. We describe first, the ObjectType and Properties for the protocol, then for the experiment.

### 2.3.1 – RepresentationObjectType and Properties for the protocol

At each position of the grid, the code computes several quantities for the gas and the grains. We consider two ObjectTypes : gas and grains with the attribute Mesh Cell.

The properties of the RepresentationObjectType are all the quantities computed locally. In the Meudon PDR code, we have several thousands of these properties. Only the most important ones to search models in the database are implemented.

Examples for the RepresentationObjectType, gas, with in bold face, those that are stored in the database

- **gas temperature, proton density, and ionization degree**
- **abundances of H, H<sub>2</sub>, C<sup>+</sup>, C, CO, ...**
- levels populations of CO in J=0, J=1, ... of H<sub>2</sub> in v=0 J=0, ...
- local line emissivity (erg cm<sup>-3</sup> s<sup>-1</sup> Ang<sup>-1</sup> std<sup>1</sup>) of H<sub>2</sub> from v=0 J= 2 to v=0 J=0
- heating rate by photoelectric effect, by cosmic rays, ...
- density of energy per bin of wavelength
- ...

Examples for the RepresentationObjectType : grains

- **size of grains**
- **temperature of grains**
- **charge of grains**



PDR Database is developed as a SimDB service

**Project : Diffuse clouds**

225 models (700 days CPU)

Parameters space :

Density 100 to 700 cm<sup>-3</sup>

Radiation field 0.5 - 5 ISRF

Size 0.2 to 1 mag

**Project : PDRs**

120 models

Parameters space :

Density 1000 to 1E6 cm<sup>-3</sup>

Radiation field 100 - 7E5 ISRF

Next set of models :

- Extra-galactic medium

- ...

Queries on :

- input parameters
- outputs as column densities

The screenshot shows the PDR Database web interface. At the top, there are navigation tabs: PDR CODE, PDR DATABASE (selected), PDR TOOLS, TIPS, DOCUMENTATIONS, and CREDITS. Below the tabs is a header image of a nebula with the text "PDR Database" on the right. A yellow bar below the header contains the text "Query the Pdr models".

Below the yellow bar, there is a "Back to : [Index - Previous Page](#)" link. A text instruction reads: "To query the PDR models, select first a code version and then choose at least one search criteria :". There are "refresh" and "cancel" buttons. A dropdown menu shows "Pdr 1.4 - Drscnosd" with a "select" button.

The "Code version : Pdr 1.4 - Drscnosd" is displayed. Below it, there are two tabs: "Query on Parameters" (selected) and "Query on Column densities".

The instruction "Select at least one criteria on parameters :" is followed by a table:

Parameter	Possible values	User value
Proton density (initial)	100.0, 200.0, 300.0, 500.0, 700.0	<input type="text"/>
ISRF factor (Obs. side)	0.5, 1.0, 2.0, 3.0, 5.0	<input type="text"/>
ISRF factor (Back side)	0.5, 1.0, 2.0, 3.0, 5.0	<input type="text"/>
Av of the cloud	0.2, 0.3, 0.4, 0.5, 0.6, 0.7, 0.8, 0.9, 1.0	<input type="text"/>

At the bottom of the table, there is a "search" button.

## Queries on column densities

Query on Parameters

Query on Column densities

Select at least a criteria on column densities :

- choose a species -

↓

add

Range(s) for the chosen column density (cm<sup>-2</sup>) :

- H<sub>2</sub> - min :  - max : 
remove

- HD - min :  - max : 
remove

- C<sup>+</sup> - min :  - max : 
remove

- C - min :  - max : 
remove

- CO - min :  - max : 
remove

- O - min :  - max : 
remove

- S - min :  - max : 
remove

search

Queries on column densities : fonctionnal  
 Queries on line intensities : coming soon

Species	min	max
H	5.7 (20)	7.1 (20)
H <sub>2</sub>	3.2 (20)	7.1 (20)
HD	2.0 (15)	1.1 (16)
C <sup>+</sup>	1.8 (17)	
C	2.9 (15)	3.6 (15)
CO	5.4 (14)	
CH	1.9 (13)	2.0 (13)
CH <sup>+</sup>	3.5 (12)	
C <sub>2</sub>	1.6 (13)	2.2 (13)
C <sub>3</sub>	1.0 (12)	
CN	2.7 (12)	3.3 (12)
NH	9.0 (11)	
O	0.2 (18)	1.0 (18)
OH	4.0 (13)	
H <sub>3</sub> <sup>+</sup>	8.0 (13)	
S <sup>+</sup>	1.7 (16)	2.3 (16)
S	1.5 (13)	2.2 (13)
Si <sup>+</sup>	2.8 (16)	6.6 (16)
H <sub>2</sub> (J=0)	2.2 (20)	4.8 (20)
H <sub>2</sub> (J=1)	1.0 (20)	2.3 (20)
H <sub>2</sub> (J=2)	1.1 (18)	2.4 (18)
H <sub>2</sub> (J=3)	2.0 (16)	9.6 (16)
H <sub>2</sub> (J=4)	1.1 (15)	2.0 (15)
H <sub>2</sub> (J=5)	2.3 (14)	2.8 (14)

Column densities [cm<sup>-2</sup>] towards Zeta Perseus



# □ PDR Database

Results :

Input parameters

- description of all parameters

PDR CODE
PDR DATABASE
PDR TOOLS
TIPS
DOCUMENTATIONS
CREDITS

## PDR Database

Model : n1e2r5m1r5m1J4A9m1\_10

Back to : [Index](#) - [Previous Page](#)

**Model : n1e2r5m1r5m1J4A9m1\_10**  
 Description :  
 Test  
[Download](#) full simulation for the PDR analyzer

Model
Structure
Plot
Column densities
Line intensities

Cloud parameters	
Av of the cloud	9.000E-01 mag
Proton density (initial)	1.000E02 cm-3
Flag : 1 or 2 side(s) model	0
ISRF factor (Obs. side)	5.000E-01
ISRF factor (Back side)	5.000E-01
Distance of the point UV source	0 pc
External source name	
Flag : Thermal balance	1
Gas temperature (initial)	7.000E01 K
Flag: State equation	0
Gas pressure	7.000E03 cm-3 K
Density-Temperature profile file name	
Flux of cosmic rays	5.000E00 1E-17 s-1
Micro-turbulent velocity	2.000E05 cm s-1

Chemistry parameters	
Chemistry file name	Drcnosd.chi
He / H	1.000E-01
C / H	1.320E-04
N / H	7.500E-05
O / H	3.190E-04
D / H	1.500E-05
C13 / H	0
N15 / H	0
O18 / H	0
PAH / H	0
F / H	0
Na / H	2.100E-07
Mg / H	0
Al / H	0
Si / H	8.200E-07
P / H	9.000E-10
S / H	1.860E-05
Cl / H	0
Ca / H	0
Fe / H	1.500E-08
H2 excitation model after formation on grains	0
Model for H + H2 collision rates	2
Model for atoms sticking on dust	4

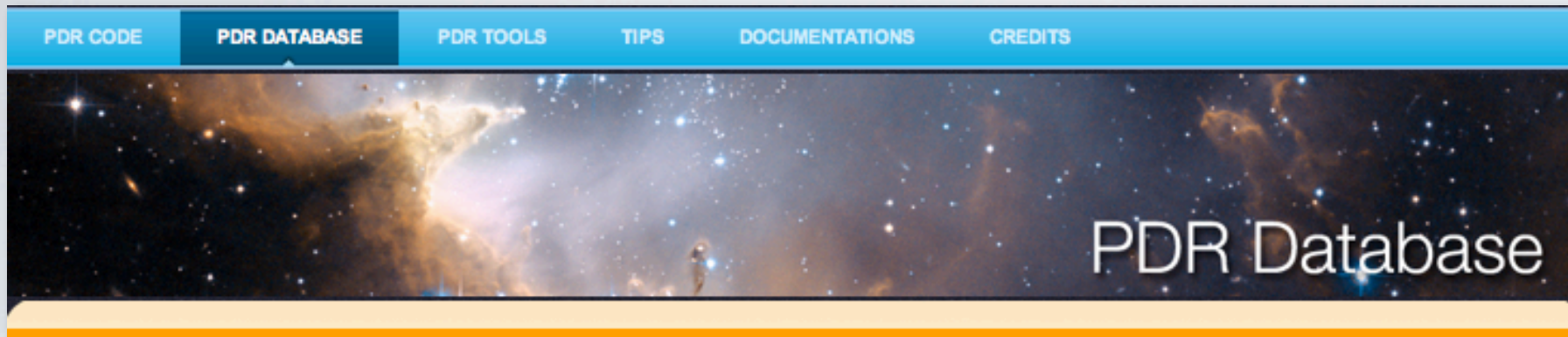
Line of sight parameters	
Line of sight dust extinction curve	Galaxy
C = NH / E(B-V)	5.800E21 cm-2 mag-1
Rv	3.100E00

Algorithm parameters	
Number of global iterations	10
Flag: Algorithm for line self-shielding	2
J limit for H2 exact self-shielding	4
Code version	10VII08_JLB_and_Co

Grains parameters	
Mass grain / Mass of gas	1.000E-02
Grains minimal radius	3.000E-07 cm
Grains maximum radius	3.000E-05 cm
Grains albedo	4.200E-01
Grains anisotropy factor	6.000E-01
Grains volumic mass	2.590E00 g cm-3
Index of grains size distribution	3.500E00

Information	
ISRF factor (Obs. side) - edge of the cloud	3.083E-01
ISRF factor (back side) - edge of the cloud	3.083E-01
ISRF scaling factor (Obs. side) in Habing units	3.871E-01
ISRF scaling factor (back side) in Habing units	3.871E-01 phot cm-2 s-1
Flux of secondary photons	5.000E03 s-1
Relative abundance of grains	1.777E-09
Mean number of adsorption sites per grain	1.338E-05
Mean grains cross section	2.261E-21 cm2
Distance between adsorption sites	2.600E-08 cm
Total grain surface	9.046E-21

# Column densities



## Line intensities

- Main lines
- Face-on cloud

Model : n1e2r5m1r5m1J4A9m1\_10

Back to : [Index - Previous Page](#)

Description :  
Test  
[Download full simulation for the PDR analyzer](#)

Model Structure Plot Column densities Line intensities

Column densities of chemical species in cm-2

Species	Column density [cm-2]
H+	1.830E16
D+	2.048E10
H2+	3.818E11
HD+	1.067E07
H3+	1.412E13
H2D+	4.158E09
He+	5.085E14
C+	2.180E17
CH+	2.380E10
CD+	1.999E06
CH2+	1.642E11
CHD+	3.949E06
CH3+	2.490E11
CH2D+	3.492E07
CH4+	8.791E04
CH3D+	6.285E00
CH5+	7.010E06
CH4D+	5.152E02
O+	6.183E10
O2+	1.194E08
OH+	7.958E10
OD+	8.441E05
H2O+	7.409E10
HDO+	3.618E05

Model : n1e2r5m1r5m1J4A9m1\_10

Back to : [Index - Previous Page](#)

Description :  
Test  
[Download full simulation for the PDR analyzer](#)

Model Structure Plot Column densities Line intensities

Line intensities for a face-on cloud *To get line intensities for other angles or other lines, download the simulation in PDR Analyzer*

[C I] Line Intensities	
3P_J=1, 3P_J=0, 609.75 micron	1.235E-08
3P_J=2, 3P_J=1, 370.37 micron	1.120E-08

[O I] Line Intensities	
3P_J=0, 3P_J=1, 145.53 micron	2.242E-09
3P_J=1, 3P_J=2, 63.19 micron	7.793E-08

[C II] Line Intensities	
2P_J=3/2, 2P_J=1/2, 157.68 micron	2.106E-06

H2 Line Intensities	
1 2 0 0 1-0 S(0), 2.2232 micrometres	4.904E-09
1 3 0 1 1-0 S(1), 2.1217 micrometres	3.867E-09
1 4 0 2 1-0 S(2), 2.0337 micrometres	3.659E-09
1 5 0 3 1-0 S(3), 1.9575 micrometres	1.460E-09
2 4 1 2 2-1 S(2), 2.1541 micrometres	1.747E-09
2 5 1 3 2-1 S(3), 2.0734 micrometres	6.484E-10

CO Line Intensities	
1 0 115.268 GHz	6.666E-11
2 1 230.537 GHz	1.571E-10
3 2 345.805 GHz	8.186E-11
6 5 691.485 GHz	2.517E-13
15 14 1726.587 GHz	2.859E-14

HD Line Intensities	
0 1 0 0 0-0 R(0), 112.0707 micrometres	7.009E-09
0 2 0 1 0-0 R(1), 56.2283 micrometres	3.708E-11

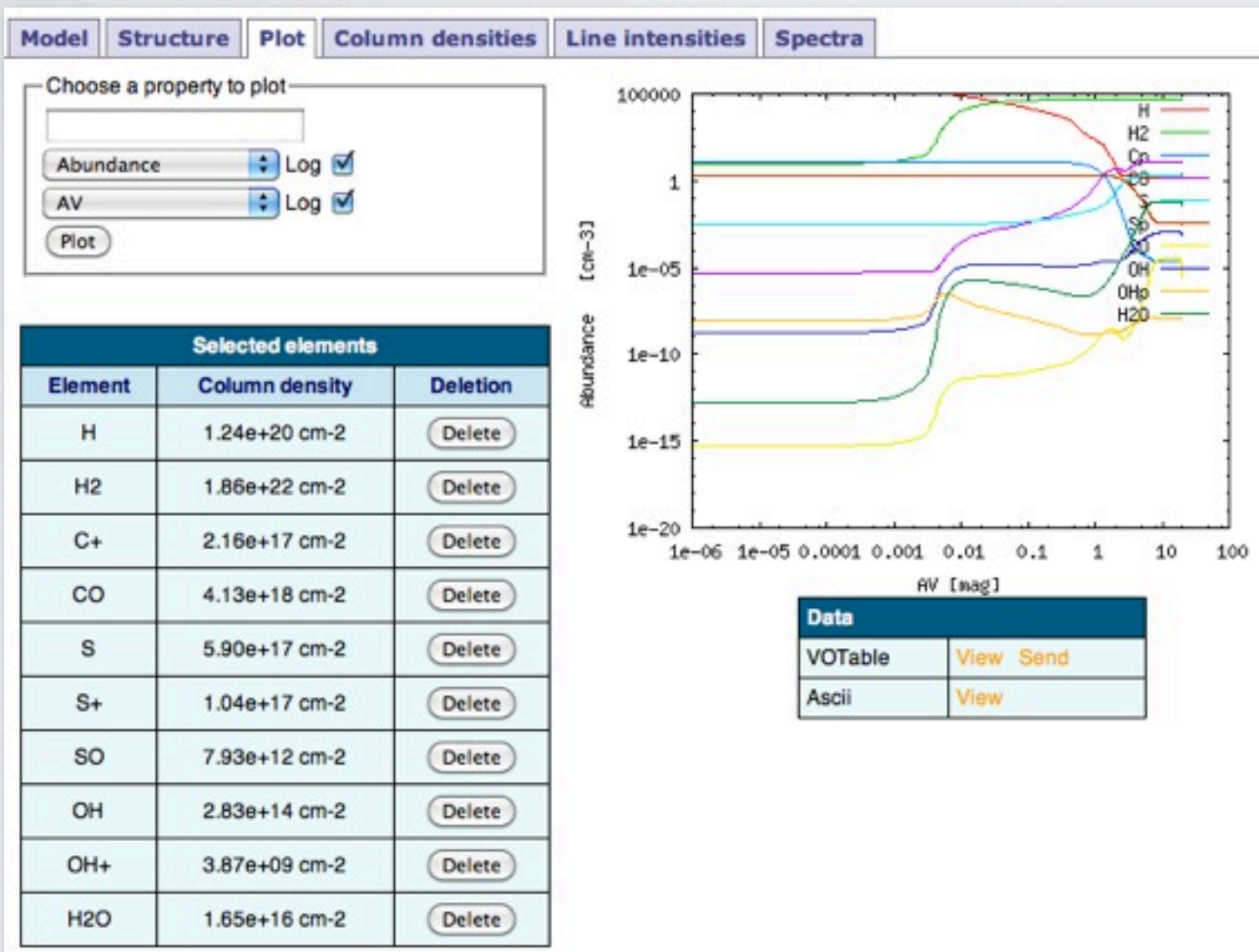
H2O Line Intensities	
2 2 1 1 1 0 92.5263 cm-1	5.619E-14
3 0 3 2 1 2 57.2630 cm-1	9.813E-14
2 1 2 1 0 1 55.6999 cm-1	6.952E-13
2 2 1 2 1 2 55.4032 cm-1	3.107E-14
1 1 0 1 0 1 18.5768 cm-1	1.286E-13
3 1 2 2 2 1 38.4624 cm-1	1.546E-14
3 1 2 3 0 3 36.6025 cm-1	1.981E-14
2 2 0 1 1 1 99.0225 cm-1	2.389E-14
1 1 1 0 0 0 37.1356 cm-1	4.811E-13
2 0 2 1 1 1 32.9524 cm-1	1.260E-13
2 1 1 2 0 2 25.0842 cm-1	-1.524E-14



# □ PDR Database

Exportation :

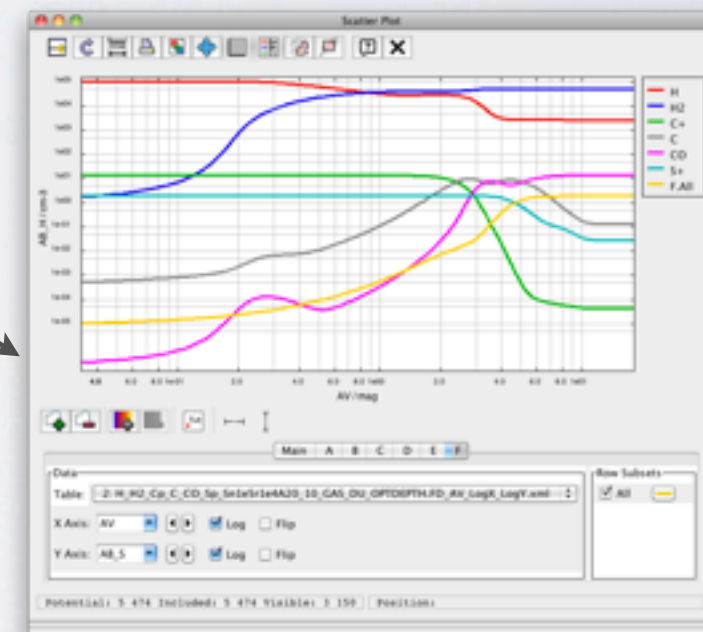
- **Extraction** from web interface
  - ASCII / VO-Table
  - SAMP towards VO-Tools



ASCII

VO-Table

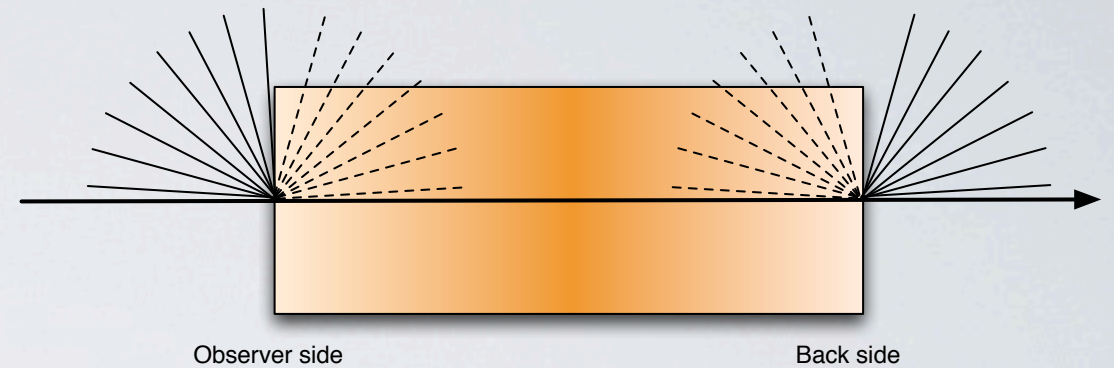
SAMP



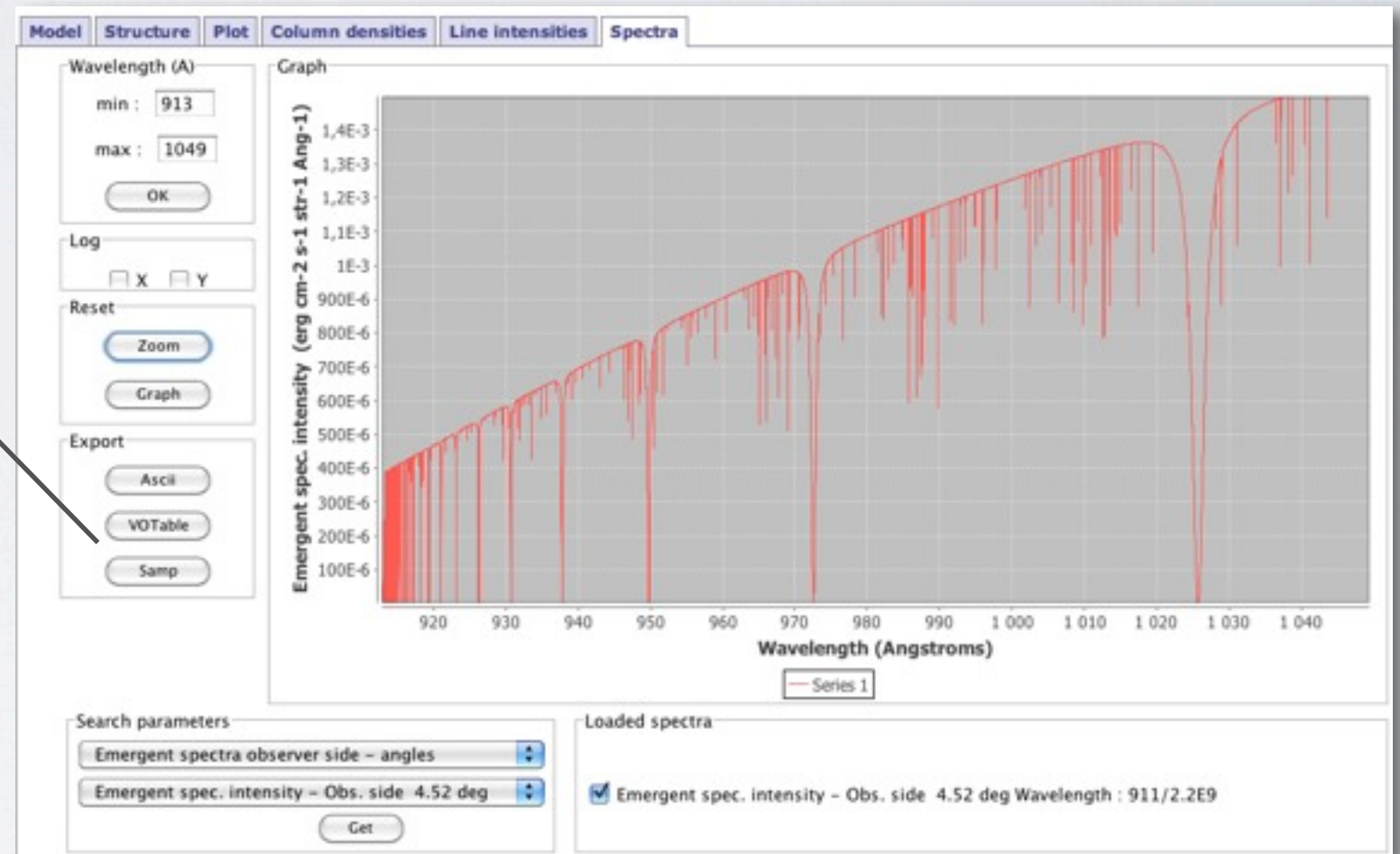
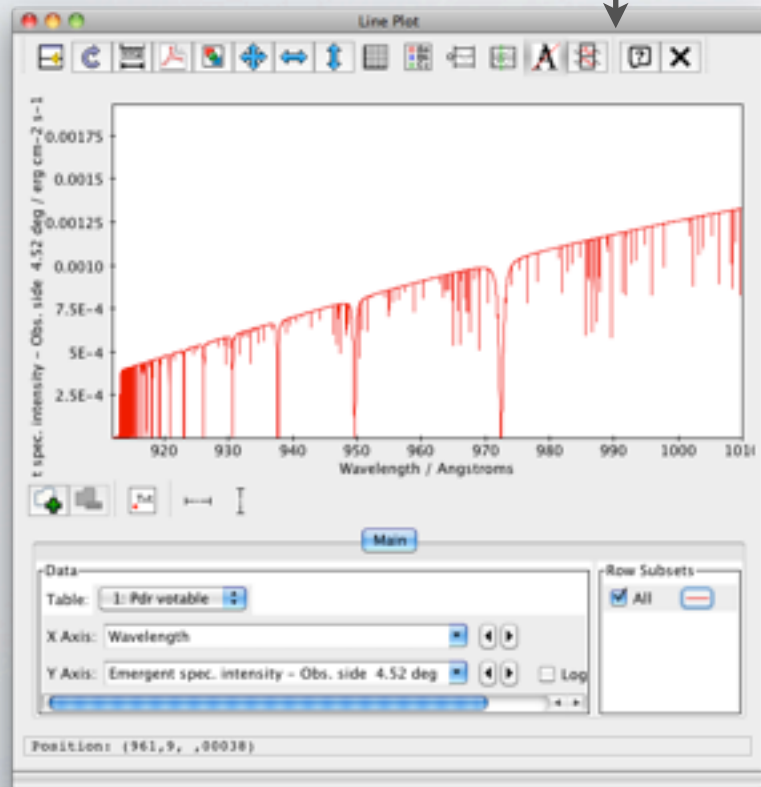
- **Download** the full result
  - Usable in PDR Analyser
  - Restart new model with small changed in input parameters

## Spectra

- Incident spectra [ $\text{erg cm}^{-2} \text{s}^{-1} \text{str}^{-1} \text{Ang}^{-1}$ ]
- Emergent spectra [ $\text{erg cm}^{-2} \text{s}^{-1} \text{str}^{-1} \text{Ang}^{-1}$ ]  
sampled for about 10 angles
- Absorption spectrum [no unit]



VO-Paris SAMP connector





## Feedbacks of the observers :

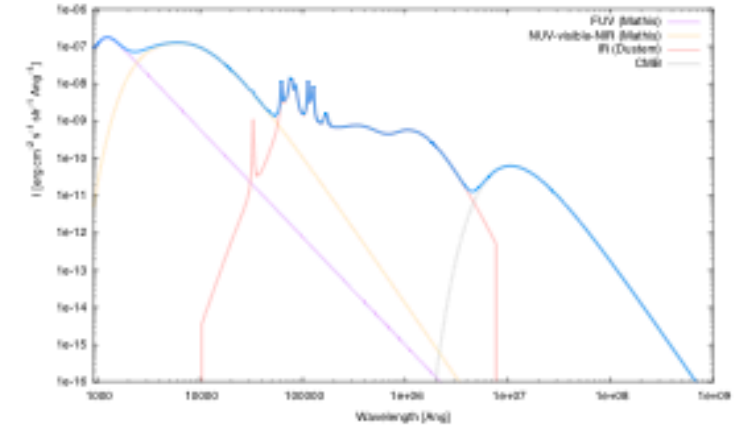
- Theoretical services difficult to use
- Need :
  - Documentations
  - User friendly interfaces
  - Help desk

**Semi-infinite cloud** : to model a semi-infinite cloud, no radiation field should be added on the back side of the cloud (i.e. set `radp` to 0 and `d_sour` <= 0).

## Interstellar Standard Radiation Field (ISRF)

The ISRF used in the Meudon PDR code goes from Far-UV to submillimeter. It is the sum of 4 components :

- ▶ Far-UV to Near-UV
- ▶ Near-UV - Visible - Near IR
- ▶ Dust emission (IR)
- ▶ CMB



### Far UV to Near UV

The expression of the UV radiation field based on Mathis et al. 1983 and Black 1994 and fitted by Jacques Le Bourlot is :

Specific intensity in  $\text{erg cm}^{-2} \text{s}^{-1} \text{Ang}^{-1} \text{str}^{-1}$  used in the Meudon PDR code.

$$\lambda \leq 8000 \text{\AA}, \quad I(\lambda) = [\tanh(4.07 \cdot 10^{-3} * \lambda - 4.5991) + 1.0] * 107.192 * \lambda^{-2.89}$$

$$\lambda > 8000 \text{\AA}, \quad I(\lambda) = 2 * 107.192 * \lambda^{-2.89}$$

In this expression, the wavelength is in Angstroms and the specific intensity in  $\text{erg cm}^{-2} \text{s}^{-1} \text{Ang}^{-1} \text{str}^{-1}$ .

The intensity of this component can be scaled by the `radm` and `radp` parameters in the input data file.

### Near UV to near IR

The expression of the radiation field form near UV to near IR is the sum of 3 black bodies. Data comes from Mathis et al. (1983) and Black (1994). They have been fitted by Jacques Le Bourlot.

$$I(\lambda) = 1.05 \cdot 10^{-14} \times \frac{2 \times h \times c^2 \times 1 \cdot 10^{32}}{\lambda^5 \times e^{\frac{hc}{\lambda \cdot 127}}} + 1.25 \cdot 10^{-13} \times \frac{2 \times h \times c^2 \times 1 \cdot 10^{32}}{\lambda^5 \times e^{\frac{hc}{\lambda \cdot 4043}}} + 3.30 \cdot 10^{-13} \times \frac{2 \times h \times c^2 \times 1 \cdot 10^{32}}{\lambda^5 \times e^{\frac{hc}{\lambda \cdot 2930}}}$$

### Dust emission (IR)

The I.R. component produced by dust has been estimated by the code DUSTEM. The resulting specific intensity is the sum of the emission by PAHs, very small grains and big grains. Data are provided in the file : `data/Astrodata/IR_field_dustem.dat`.

PDR CODE
PDR DATABASE
PDR TOOLS
TIPS
DOCUMENTATIONS
CREDITS

Documentation

Documentations

<p><b>User documentations</b></p> <div style="display: flex; justify-content: space-between;"> <div style="width: 45%;"> <p><b>PDR code description</b> Main description of the physics implemented in the Meudon PDR code</p> <p><b>PDR code installation guide</b> Describe how to instal the code on a local computer</p> <p><b>PDR online</b> Describe how to run the code online on Paris Observatory dedicated server</p> </div> <div style="width: 45%;"> <p><b>Quick UserGuide</b> Provides the main informations to run quickly a model</p> <p><b>PDR analyser documentation</b> PDR analyser is a java tool to navigate in the code outputs</p> </div> </div> <p><b>Technical documentations (VO-service developpers)</b></p> <div style="display: flex; justify-content: space-between;"> <div style="width: 45%;"> <p><b>Registration of codes in Astrogrid</b> How to register a code in Astrogrid</p> </div> <div style="width: 45%;"> <p><b>SimDB Implementation</b> Example of the impletation of SimDB on the PDR database</p> </div> </div>	<p><b>Publications</b></p> <ul style="list-style-type: none"> <li>Radiative transfer revisited for emission lines in photon dominated regions <i>Manuel Gonzalez-Garcia et al., A&amp;A ,2008</i></li> <li>The penetration of Far-UV radiation into molecular clouds <i>Javier Golcochea and Jacques Le Bourlot, A&amp;A, 2007</i></li> <li>A Model for atomic and molecular interstellar gas: The Meudon PDR Code <i>Franck Le Petit et al., ApJ Supp., 2006</i></li> </ul>
---	--

top of page

## □ Conclusion

- PDR database
  - Application of SimDM / SimDB

SimDM can be used to publish micro-physics simulations as PDR models

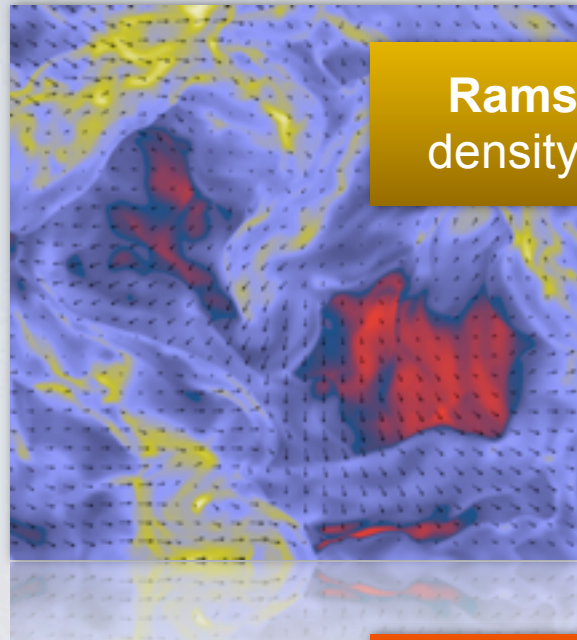
- Fulfill most of our requirements (from user's wishes) :
  - Search on input parameters
  - Search on most important outputs

Future evolutions :

- Polish to finalize the service
- Interoperability
  - BUT need :
    - extraction protocol / TAP layer
    - vocabulary / semantics
- Need to define some quantities as lines
  - Wait for VAMDC results

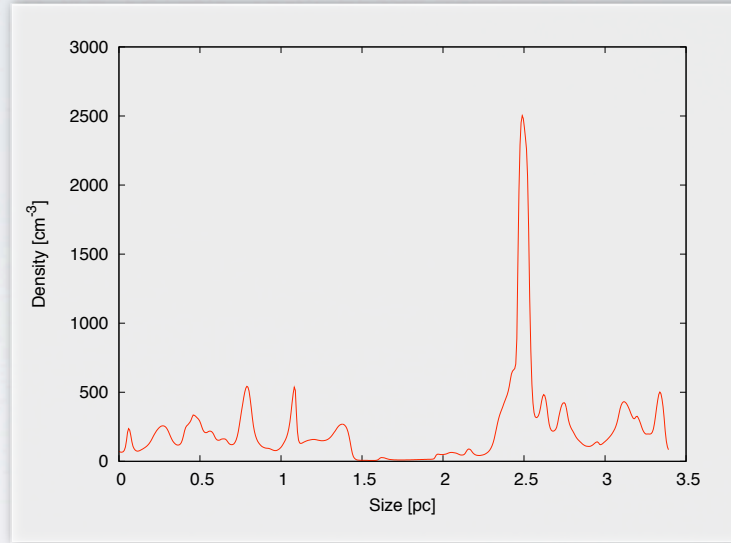


# Interstellar Medium Platform



**Ramses-MHD database**  
density & velocity structure

Density profile on a line of sight (3.5 pc)



SimDAP

**Meudon PDR code**  
Chemical & thermal structure

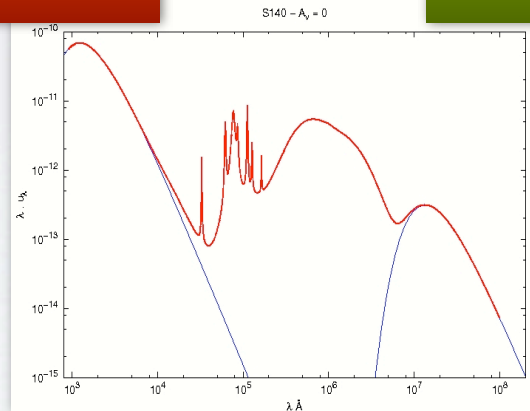
SimDAP

**Radiative transfer code**  
Molecules excitations

Line intensity

**DUSTEM**  
Grains emission / temperature

SLAP



SLAP

**Atomic & Molecular Databases (VAMDC)**

