



*International
Virtual
Observatory
Alliance*

Simple Spectral Lines Data Model

Version 1.0

Proposed Recommendation 15 Oct 2010

This version:

PR-SSLDM-1.0-20101015

Latest version:

<http://www.ivoa.net/Documents/SSLDM>

Previous versions:

Editors: Pedro Osuna, Jesus Salgado

Authors:

Pedro Osuna
Matteo Guainazzi
Jesus Salgado
Marie-Lise Dubernet
Evelyne Roueff

Status of This Document

This is an IVOA Proposed Recommendation made available for public review. It is appropriate to reference this document only as a recommended standard that is under review and which may be changed before it is accepted as a full recommendation.

Abstract

This document presents a Data Model to describe Spectral Line Transitions in the context of the Simple Line Access Protocol defined by the IVOA (c.f. Ref[13] IVOA Simple Line Access protocol)

The main objective of the model is to integrate with and support the Simple Line Access Protocol, with which it forms a compact unit. This integration allows seamless access to Spectral Line Transitions available worldwide in the VO context.

This model does not provide a complete description of Atomic and Molecular Physics, which scope is outside of this document.

In the astrophysical sense, a *line* is considered as the result of a *transition* between two *levels*. Under the basis of this assumption, a whole set of objects and attributes have been derived to define properly the necessary information to describe lines appearing in astrophysical contexts.

The document has been written taking into account available information from many different Line data providers (see acknowledgments section).

Acknowledgments

The authors wish to acknowledge all the people and institutes, atomic and molecular database experts and physicists who have collaborated through different discussions to the building up of the concepts described in this document.

Change Log

There have been many editorial changes to the document both in content and in format during the laborious process of creation of this document. This change log only describes the changes in editing after the RFC period started. RFC Comments can be seen at:

<http://www.ivoa.net/cgi-bin/twiki/bin/view/IVOA/SimpleSpectrumLineDMRFC>

Changes since last RFC

- Full example of PhysicalQuantity added removing possible ambiguities in definition
- Appendix B on Quantum Number definitions upgraded to Section 4. Note included after introduction on Quantum Number definitions
- Added Type in each of the attribute definitions
- Whole table added with attribute definitions summary
- Definitions have been included in those places where there was no explanation, and components of the formulae have been described (except for common ones like c,h, etc.). Environment variables, being such common definitions (temperature, pressure, mass, etc.) have not been included explicitly though
- when a concept definition invokes another concept defined in the model, an explicit cross-reference has been added by providing the relevant link to attribute in Courier font
- in order to provide better readability, all formulae have been revamped and spacing between lines increased so inlined formulae don't appear scrambled
- Section headings homogenised. Irrelevant spaces removed. Unnecessary nested numbers (from level 3 down) removed. Note that Heading 2 inserts an extra space when heading number exceeds the digits (i.e., 2.1.9 will not add an extra space, while 2.1.10 will add an extra space)
- several typos corrected
- table of contents rebuilt with pointers to section numbers
- SSAP and UCD version numbers changed in references
- reference number added to the IVOA SLAP in abstract

Contents

1	Introduction	9
2	Graphical representation of the Data Model	11
3	Detailed description of data model classes and attributes	13
3.1	PhysicalQuantity	13
3.1.1	PhysicalQuantity.value: Real/Double/Integer	13
3.1.2	PhysicalQuantity.error: Real/Double/Integer	14
3.1.3	PhysicalQuantity.unit: Unit	14
3.2	Unit	15
3.2.1	Unit.expression: String	15
3.2.2	Unit.scaleSI: Double	15
3.2.3	Unit.dimEquation: String	15
3.3	Line	17
3.3.1	Line.title: String	17
3.3.2	Line.initialLevel: Level	17
3.3.3	Line.finalLevel: Level	17
3.3.4	Line.initialElement: Species	17
3.3.5	Line.finalElement: Species	17
3.3.6	Line.wavelength: PhysicalQuantity	18
3.3.7	Line.frequency: PhysicalQuantity	18
3.3.8	Line.wavenumber: PhysicalQuantity	18
3.3.9	Line.airWavelength: PhysicalQuantity	18
3.3.10	Line.einsteinA: PhysicalQuantity	18
3.3.11	Line.oscillatorStrength: PhysicalQuantity	19
3.3.12	Line.weightedOscillatorStrength: PhysicalQuantity	19
3.3.13	Line.intensity: PhysicalQuantity	19
3.3.14	Line.observedFlux: PhysicalQuantity	20
3.3.15	Line.observedFluxWaveMin: PhysicalQuantity	20
3.3.16	Line.observedFluxWaveMax: PhysicalQuantity	21
3.3.17	Line.significanceOfDetection: PhysicalQuantity	21
3.3.18	Line.transitionType: String	21
3.3.19	Line.strength: PhysicalQuantity	21
3.3.20	Line.observedBroadeningCoefficient: PhysicalQuantity	22
3.3.21	Line.observedShiftingCoefficient: PhysicalQuantity	22
3.4	Species	23
3.4.1	Species.name: String	23
3.5	Level	24
3.5.1	Level.totalStatWeight: PhysicalQuantity	24
3.5.2	Level.nuclearStatWeight: PhysicalQuantity	24
3.5.3	Level.landeFactor: PhysicalQuantity	24
3.5.4	Level.lifeTime: PhysicalQuantity	25
3.5.5	Level.energy: PhysicalQuantity	25
3.5.6	Level.energyOrigin: String	25
3.5.7	Level.quantumState: QuantumState	25
3.5.8	Level.nuclearSpinSymmetryType: String	26
3.5.9	Level.parity: PhysicalQuantity	26
3.5.10	Level.configuration: String	26
3.6	QuantumState	27

3.6.1	QuantumState.mixingCoefficient: PhysicalQuantity	27
3.6.2	QuantumState.quantumNumber: QuantumNumber	27
3.6.3	QuantumState.termSymbol: String	28
3.7	QuantumNumber	30
3.7.1	QuantumNumber.label: String	30
3.7.2	QuantumNumber.type: String	30
3.7.3	QuantumNumber.numeratorValue: PhysicalQuantity	30
3.7.4	QuantumNumber.denominatorValue: PhysicalQuantity	31
3.7.5	QuantumNumber.description: String	31
3.8	Process	32
3.8.1	Process.type: String	32
3.8.2	Process.name: String	32
3.8.3	Process.model: PhysicalModel	32
3.9	Environment.....	33
3.9.1	Environment.temperature: PhysicalQuantity	33
3.9.2	Environment.opticalDepth: PhysicalQuantity	33
3.9.3	Environment.particleDensity: PhysicalQuantity	33
3.9.4	Environment.massdensity: PhysicalQuantity	33
3.9.5	Environment.pressure: PhysicalQuantity	33
3.9.6	Environment.entropy: PhysicalQuantity	33
3.9.7	Environment.mass: PhysicalQuantity	33
3.9.8	Environment.metallicity: PhysicalQuantity	34
3.9.9	Environment.extinctionCoefficient: PhysicalQuantity	34
3.9.10	Environment.model: PhysicalModel	34
3.10	Source.....	35
3.10.1	Source.IAUname: String	35
3.10.2	Source.name: String	35
3.10.3	Source.coordinates: STC	35
4	Quantum Numbers	36
4.1	Various Quantum numbers.....	37
4.1.1	totalNuclearSpinI	37
4.1.2	totalMagneticQuantumNumberI	37
4.1.3	totalMolecularProjectionI.....	37
4.1.4	nuclearSpin.....	37
4.1.5	parity	37
4.1.6	serialQuantumNumber	37
4.2	Quantum numbers for hydrogenoids.....	38
4.2.1	nPrincipal	38
4.2.2	lElectronicOrbitalAngularMomentum	38
4.2.3	sAngularMomentum	38
4.2.4	jTotalAngularMomentum.....	38
4.2.5	fTotalAngularMomentum	38
4.2.6	lMagneticQuantumNumber	38
4.2.7	sMagneticQuantumNumber.....	38
4.2.8	jMagneticQuantumNumber	39
4.2.9	fMagneticQuantumNumber.....	39
4.3	Pure rotational quantum numbers.....	40
4.3.1	asymmetricTAU.....	40
4.3.2	asymmetricKA.....	40

4.3.3	asymmetricKc	40
4.4	Quantum numbers for n electron systems (atoms and molecules)	41
4.4.1	totalSpinMomentumS	41
4.4.2	totalMagneticQuantumNumberS	41
4.4.3	totalMolecularProjectionS	41
4.4.4	totalElectronicOrbitalMomentumL	41
4.4.5	totalMagneticQuantumNumberL	41
4.4.6	totalMolecularProjectionL	41
4.4.7	totalAngularMomentumN	42
4.4.8	totalMagneticQuantumNumberN	42
4.4.9	totalMolecularProjectionN	42
4.4.10	totalAngularMomentumJ	42
4.4.11	totalMagneticQuantumNumberJ	43
4.4.12	totalMolecularProjectionJ	43
4.4.13	intermediateAngularMomentumF	43
4.4.14	totalAngularMomentumF	43
4.4.15	totalMagneticQuantumNumberF	44
4.5	Vibrational and (ro-)vibronic quantum numbers	45
4.5.1	vibrationNu	45
4.5.2	vibrationLNU	45
4.5.3	totalVibrationL	45
4.5.4	vibronicAngularMomentumK	45
4.5.5	vibronicAngularMomentumP	45
4.5.6	rovibronicAngularMomentumP	46
4.5.7	hinderedK1, hinderedK2	46
5	Attributes table	47
6	UCDs	54
7	Working examples	57
7.1	The Hyperfine Structure of N₂H⁺	57
7.1.1	The values in the model	58
7.1.2	JSON representation	60
7.1.3	UML instantiation diagram	63
7.2	Radiative Recombination Continua: a diagnostic tool for X-Ray spectra of AGN	64
7.2.1	The values in the model	65
7.2.2	JSON representation	66
7.2.3	UML Instantiation diagram	68
8	Appendix A: List of Atomic Elements	69
9	APPENDIX B:Description of couplings for atomic Physics	73
9.1	LS coupling	73
9.2	jj coupling	74
9.3	jK coupling	74
9.4	LK coupling	74
9.5	Intermediate coupling	75
10	References	77

1 Introduction

Atomic and molecular line databases are a fundamental component in our process of understanding the physical nature of astrophysical plasmas. Density, temperature, pressure, ionization state and mechanism, can be derived by comparing the properties (energy, profile, intensity) of emission and absorption lines observed in astronomical sources with atomic and molecular physics data.

The latter have been consolidated through experiments in Earth's laboratories, whose results populate a rich wealth of databases around the world. Accessing the information of these databases in the Virtual Observatory (VO) framework is a fundamental part of the VO mission.

This document aims at providing a simple framework, both for atomic and molecular line databases, as well as for databases of observed lines in all energy ranges, or for VO-tools, which can extract emission/absorption line information from observed spectra or narrow-band filter photometry.

The Model is organized around the concept of "**Line**", defined as the results of a **transition** between two **levels** (this concept applies to bound-bound and free-bound transitions, but not free-free transitions). In turn each "Level" is characterized by one (or more) "**QuantumState**". The latter is characterized by a proper set of "**QuantumNumber**".

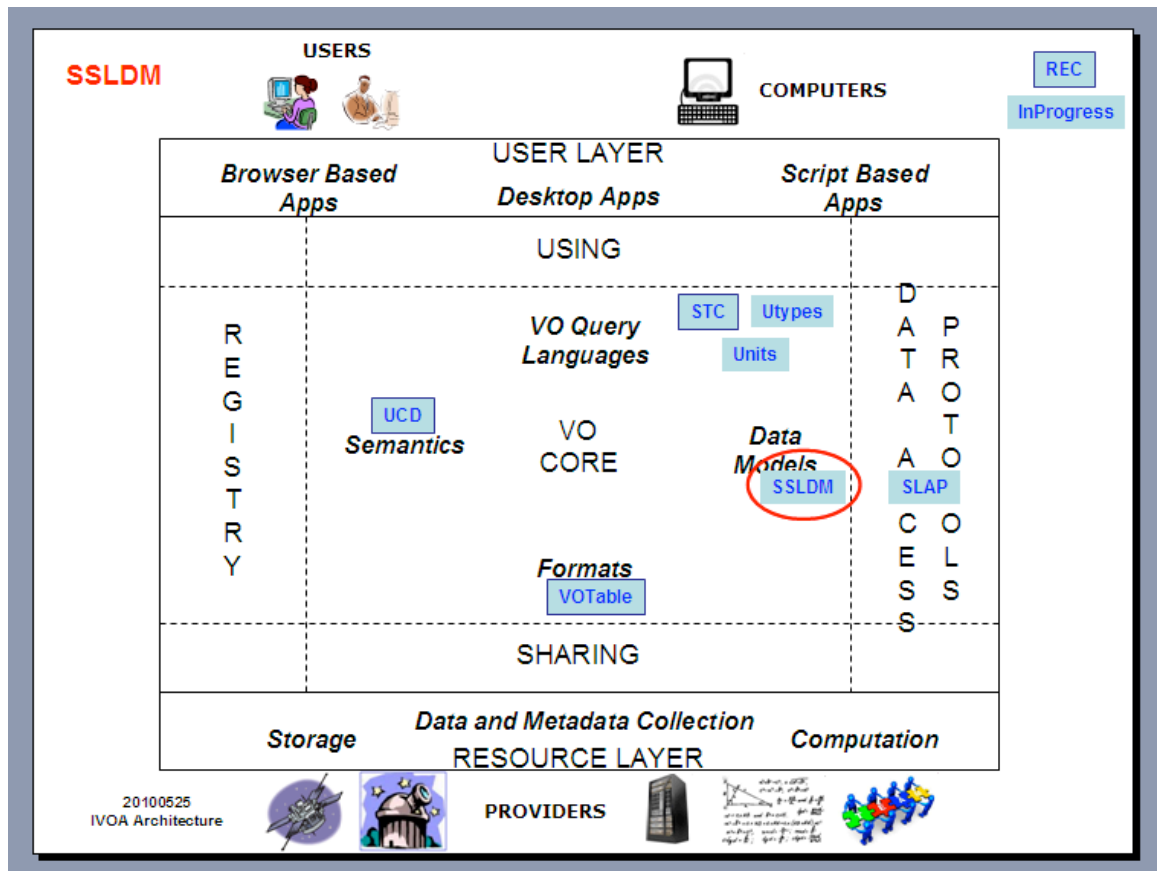
The object "**Species**" represents a placeholder for a whole new model to represent the atomic and molecular properties of matter. This will take form in a separate document. We reserve here one single attribute for the time being, the name of the species (including standard naming convention for ionised species), and shall be pointing to the future model whenever available.

Any process which modifies the intrinsic properties of a "Line" (monochromatic character, laboratory wavelength etc.) is described through the attributes of "**Process**", which allows as well to describe the nature of the process responsible for the line generation, whenever pertinent. The element "**Environment**" allows service providers to list physical properties of the line-emitting/absorbing plasma, derived from the properties of the line emission/absorption complex. Both "Process" and "Environment" contain hooks to VO "**Model**"s for theoretical physics (placeholders for future models).

The present Simple Spectral Line Data Model does not explicitly address non-electromagnetic transitions.

*Note on Quantum Numbers: throughout the text, Quantum Numbers appear in some formulae; their definitions can be found in Chapter 4. In particular, for the most commonly used n-electron system quantum numbers, S, L and J represent the **total spin (S)** (see 4.2.1), **total electronic orbital momentum (L)** (see 4.2.4) and **total angular momentum (J)** (see 4.2.10).*

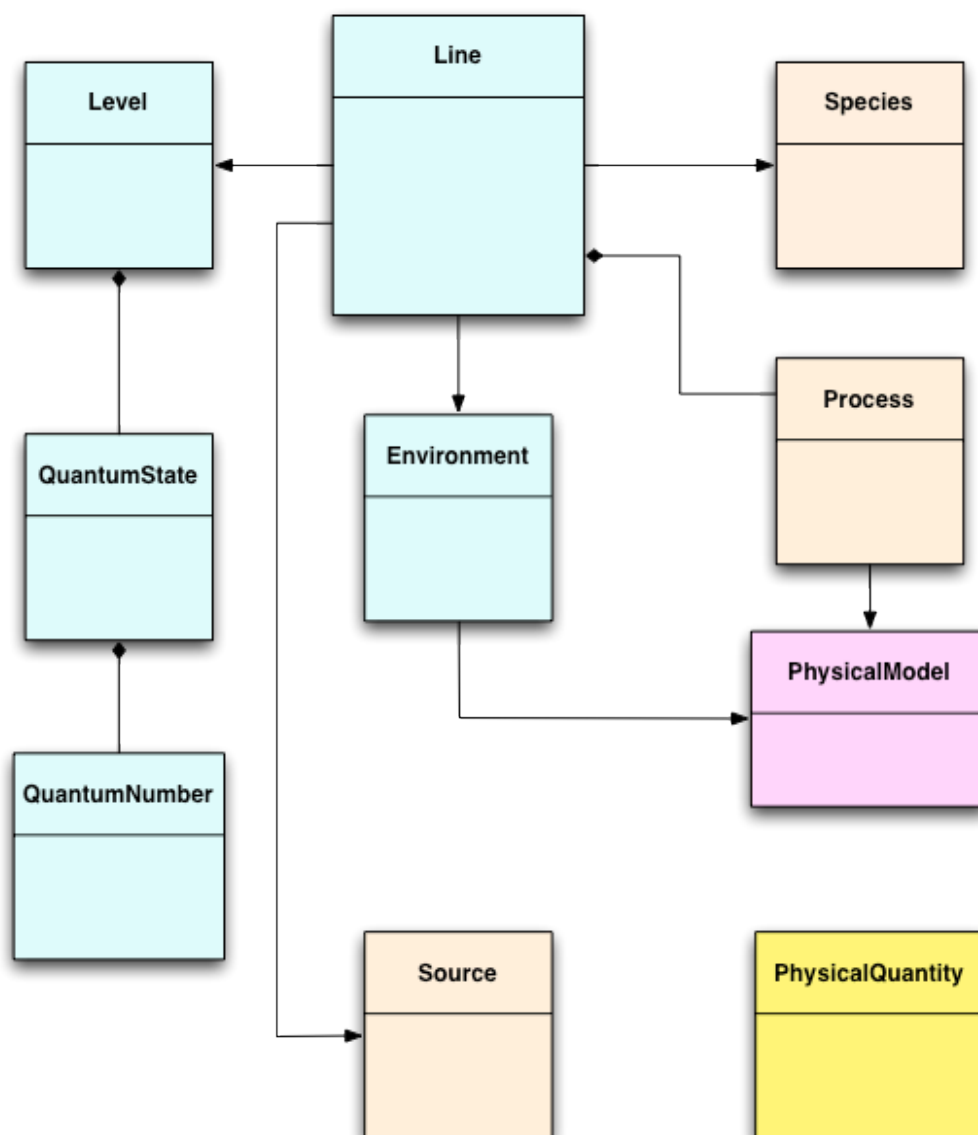
As already stated, this data model does not provide a complete description of Atomic and Molecular Physics, but makes reference to it, pending its completion. The following image shows the overall situation of this data model within the overall IVOA Architecture:



As most of the VO Data Models, SpectrumDM makes use of STC, Utypes, Units and UCDs. SSLDM can be serialized with a VOTable

2 Graphical representation of the Data Model

A summary of the conceptual data model for the simple spectral lines follows. Detailed descriptions of each of the attributes will be given in subsequent paragraphs.



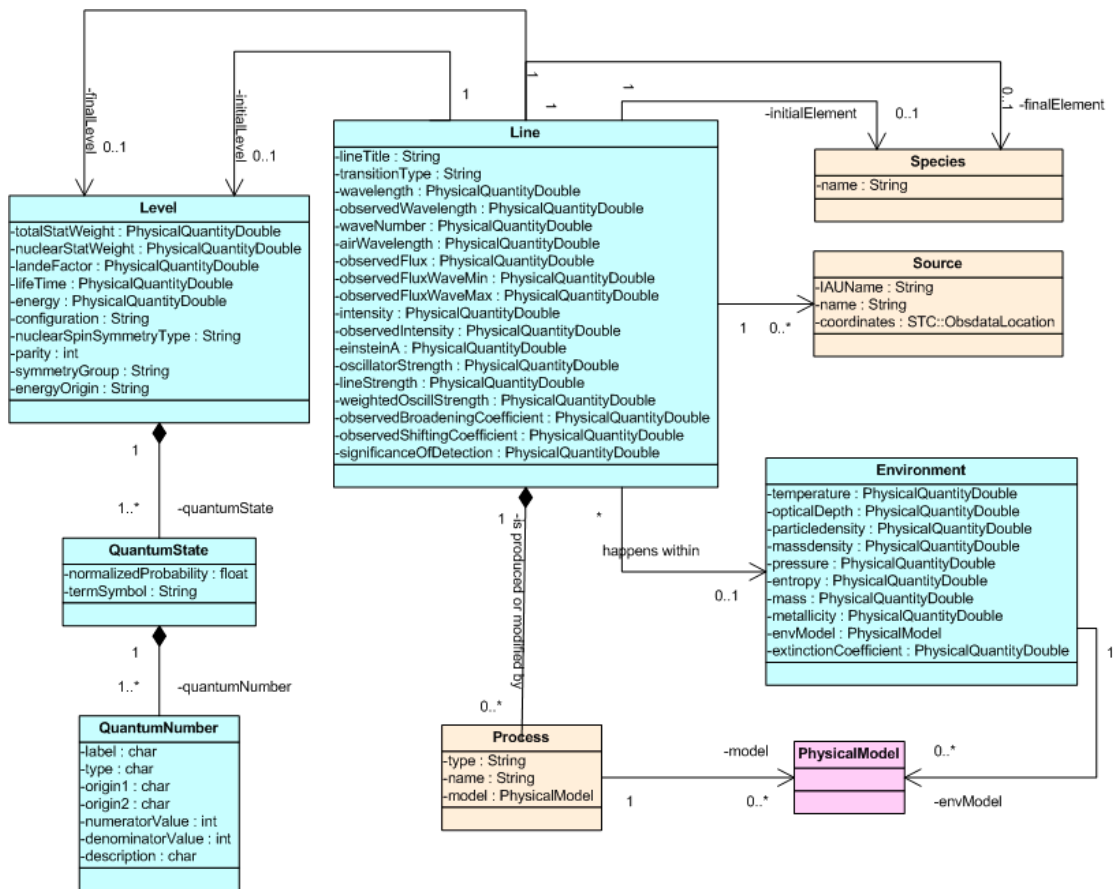
The colors in this diagram represent the different different qualification of the classes within the model:

- **Light blue** represent **main classes** within the model. They are the most important to describe properly a line within this data model. As many as possible of its attributes (see below for further details) should be filled in
- **light orange** represent **support classes**, which eventually can point to further data models to be developed by the IVOA. They have a minimum amount of attributes

that is enough for this simple line data model, but can make use of possible future developments of the models they point to.

- **light pink** represent **placeholder classes**, and have no attributes in the current model (they are left here as reference for future possible developments in the area).
- **yellow** represents a **special class** that supports any physical quantity within the model. This class has not yet been developed in full by the IVOA but a self-contained definition is given here so the model can be effectively used (see details below for this class)

A detailed UML with the corresponding attributes follows:

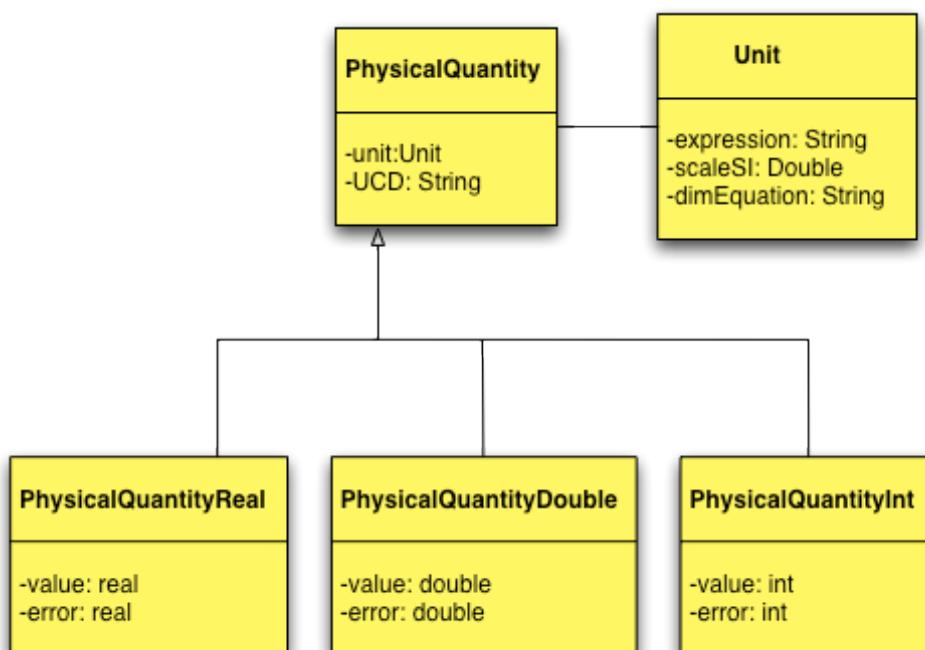


3 Detailed description of data model classes and attributes

3.1 *PhysicalQuantity*

Class used to describe a physical measurement. This could be superseded by a general IVOA Quantity DM definition. It contains the basic information to understand a Quantity.

Although the definition of the physical quantity object is out of the scope of the present DM, here we attach a UML description of it as per DM working group discussion.



3.1.1 **PhysicalQuantity.value: Real/Double/Integer**

Value of the measure. Type of value will be:

- Real for **PhysicalQuantityReal**
- Double for **PhysicalQuantityDouble**
- Integer for **PhysicalQuantityInt**

Example: 2 . 32

3.1.2 PhysicalQuantity.error: Real/Double/Integer

General error of the measure. Please note that this is the total error. A more formal description should be provided in a general IVOA Physical Quantity Data Model. Type of value same as that of the PhysicalQuantity.

Example: 0 . 01

3.1.3 PhysicalQuantity.unit: Unit

Unit in which the measure is expressed. See the **Unit** class for definition and attributes. Both value and error should be expressed in the same units

3.2 *Unit*

Class used to describe a physical unit. This could be superseded by a general IVOA Unit DM definition. It contains the basic information to understand a Unit.

3.2.1 **Unit.expression: String**

String representation of the unit.

Example: “Jansky”

3.2.2 **Unit.scaleSI: Double**

Scaling factor to convert the unit to its International System (IS) of Units equivalent. For instance, 1 cm has a scale factor of E-2, since 1cm = 0.01 m (its IS equivalent)..

Example: 1.E-2

3.2.3 **Unit.dimEquation: String**

Dimensional equation representation of the unit. The format is a string with the dimensional equation, where M is mass, L is length, T is time, K is temperature. For ease of notation, the caret “^” indicating powers of ten can be removed -as is customary in Dimensional Analysis practises- resulting in expressions like the following, which are equivalent:

Example: “ML-1T-3”

Example: “ML^-1T^-3”

Examples of PhysicalQuantity instances:

Wavelength: 4830 ± 10 Angstrom

Units:

$1 \text{ Angstrom} = 10^{-10} \text{ m}$

1.E-10 L

PhysicalQuantity.value = 4830

PhysicalQuantity.error = 10

PhysicalQuantity.unit.expression= Angstrom

PhysicalQuantity.unit.scaleSI=1.E-10

PhysicalQuantity.unit.dimEquation=L

Flux $\Phi(\nu)$: 3500 ± 14 Jansky

Units:

$1 \text{ Jansky} = 10^{-26} \text{ Wm}^{-2} \text{ Hz}^{-1} = 10^{-26} \text{ Kg.s}^{-2}$

1.E-26 MT-2

PhysicalQuantity.value = 3500

PhysicalQuantity.error = 14

PhysicalQuantity.unit.expression= Jansky

PhysicalQuantity.unit.scaleSI=1.E-26

PhysicalQuantity.unit.dimEquation=MT-2

(See, e.g., IVOA SSAP for more examples)

3.3 *Line*

This class includes observables, e.g. measured physical parameters, describing the line, as well as the main physical properties of the transition originating it. Recombination and dissociations are expressed through atomic coefficients rather than through global properties.

We define a Line to mean “the radiation associated with a possible transition between the states belonging to two levels”

3.3.1 **Line.title: String**

A small description title identifying the line. This is useful when identification is not secure or not yet established.

Example: “Hiperfine N2H+ J1->0 transition line”

3.3.2 **Line.initialLevel: Level**

A full description of the initial level of the transition originating the line. See the **Level** class for a definition of the Level concept and attributes.

3.3.3 **Line.finalLevel: Level**

A full description of the final level of the transition originating the line. See the **Level** class for a definition of the Level concept and attributes.

3.3.4 **Line.initialElement: Species**

A full description of the initial state of the atom (including its ionization state) or molecule, where the line transition occurs.

Example: “N2H+”

3.3.5 **Line.finalElement: Species**

A full description of the final state of the atom (including its ionization state) or molecule, where the line transition occurs. For bound-bound atomic transitions, it follows: "initialElement"="finalElement".

Example: “N2H+”

3.3.6 Line.wavelength: PhysicalQuantity

Wavelength in the vacuum of the transition originating the line.

3.3.7 Line.frequency: PhysicalQuantity

Frequency in the vacuum of the transition originating the line.

3.3.8 Line.wavenumber: PhysicalQuantity

Wavenumber in the vacuum of the transition originating the line.

3.3.9 Line.airWavelength: PhysicalQuantity

Wavelength in the air of the transition originating the line.

3.3.10 Line.einsteinA: PhysicalQuantity

Einstein coefficient A_{ji} for spontaneous emission from level j (finalLevel) to level i (initialLevel), defined as the probability per second that an atom in level j will decay to level i . The Einstein A coefficient can be determined from the wave functions Ψ_i and Ψ_j of the initial and final states as follows:

$$A_{ji} = \frac{64\pi^4 e^2}{3hc^3 4\pi\epsilon_0} \nu^3 \left| \int \Psi_j^* \vec{r} \Psi_i dV \right|^2$$

where \vec{r} is the position vector and the integral is over the volume, thus:

$$A_{ji} = \frac{64\pi^4 e^2}{3hc^3 4\pi\epsilon_0} \nu^3 |d^2| = 1.046 \times 10^{21} \nu^3 |d^2|$$

where:

$$d = e \int \Psi_j^* \vec{r} \Psi_i dV$$

is the *dipole moment*.

3.3.11 Line.oscillatorStrength: PhysicalQuantity

In ultraviolet and optical stellar astronomy, the *oscillator strength* f_{ji} appears for purely historical reasons. In pre quantum-mechanical physics, an electromagnetic wave was described as an electron vibrating like a harmonic oscillator with energy being absorbed through damping; the fraction of energy absorbed was fixed irrespective of the transition, so an oscillator strength was introduced to allow for the fact that experimental lines have different strengths.

The *oscillator strength* is defined as:

$$f_{ji} = \frac{4\pi\epsilon_0 mc^3}{8\pi^2 e^2} \frac{1}{\nu^2} \frac{g_j}{g_i} A_{ji} = 1.347 \times 10^{21} \frac{1}{\nu^2} \frac{g_j}{g_i} A_{ji}$$

where g_i and g_j represent the statistical weights of the lower and upper levels.

3.3.12 Line.weightedOscillatorStrength: PhysicalQuantity

The product between `oscillatorStrength` and the statistical weight g of the `initialLevel`

3.3.13 Line.intensity: PhysicalQuantity

This is a source dependent relative intensity, useful as a guideline for low density sources. These are values that are intended to represent the strengths of the lines of a spectrum as they would appear in emission. They may have been normalized. They can be expressed in absolute physical units or in relative units with respect to a reference line.

The difficulty of obtaining reliable relative intensities can be understood from the fact that in optically thin plasmas, the intensity of a spectral line is proportional to:

$$I_{ik} = N_k A_{ki} h\nu_{ik}$$

Where N_k is the number of atoms in the upper level k (population of the upper level), A_{ki} is the transition probability for transitions from upper level k to lower level i , and $h\nu_{ik}$ is the photon energy (or the energy difference between the upper level and lower level). Although both A_{ki} and ν_{ik} are well defined quantities for each line of a given atom, the population values N_k depend on plasma conditions in a given light source, and they are this different for different sources.

Taking into account this issue, the following points should be kept in mind when using relative intensities:

1. There is no common scale for relative intensities. The values from different databases or different publications use different scales. The relative intensities have meaning only within a given spectrum.
2. The relative intensities are most useful in comparing strengths of spectral lines that are not separated widely. This results from the fact that most relative intensities are not corrected for spectral sensitivity of the measuring instruments.
3. Relative intensities are source dependent (either laboratory or astrophysical detections)
4. When an instance of the model includes multiple `Line.intensity` values, all of them must have the same scale.

In general, the `intensity` will represent an integrated flux fitted to a specific model for the line.

3.3.14 Line.observedFlux: PhysicalQuantity

Integrated flux of the line profile over a given wavelength range

3.3.15 Line.observedFluxWaveMin: PhysicalQuantity

Minimum wavelength for observedFlux integration.

3.3.16 Line.observedFluxWaveMax: PhysicalQuantity

Maximum wavelength for observedFlux integration.

3.3.17 Line.significanceOfDetection: PhysicalQuantity

The significance of line detection in an observed spectrum. It can be expressed in terms of signal-to-noise ratio, or detection probability (usually null hypothesis probability that a given observed line is due to a statistical background fluctuation). Usually represents the difference between best-fit flux and zero flux.

3.3.18 Line.transitionType: String

String indicating the first non zero term in the expansion of the operator $e^{i\vec{k}\vec{r}}$ in the atomic transition probability integral:

$$\int \phi^f e^{i\vec{k}\vec{r}} \nabla \phi_i d^3x$$

Possible values correspond to, e.g., "electric dipole", "magnetic dipole", "electric quadrupole", etc., or their corresponding common abbreviations E1, M1, E2, etc.

3.3.19 Line.strength: PhysicalQuantity

In theoretical works, the line strength S is widely used (Drake 1996):

$$S = S(i, k) = S(k, i) = |R_{ik}|^2 \quad \text{where} \quad R_{ik} = \langle \psi_k | P | \psi_i \rangle$$

Where ψ_i and ψ_k are the initial- and final-state wavefunction and R_{ik} is the transition matrix element of the appropriate multipole operator P . For example, the relationship between A , f , and S for electric dipole (E1 or allowed) transitions in S.I. units (A in s^{-1} , ν in s^{-1} , S in $m^2 C^2$, ϵ_0 in $C^2.N^{-1}.m^{-2}$, h in J.s) are:

$$A_{ik} = \left(\frac{4\pi h \alpha \nu^2}{c^2 m_e} \right) \left(\frac{g_k}{g_i} \right) f_{ki} = \left(\frac{16\pi^3 \nu^3}{3h \epsilon_0 c^3 g_i} \right) S$$

3.3.20 **Line.observedBroadeningCoefficient: PhysicalQuantity**

Line broadening can be divided into *natural line broadening*, which is always present, *Doppler line broadening*, due to the motion of the observed atoms in in different directions with different velocities with the resulting Doppler shifts producing a spread in the frequency of the observed line, and *collisional* or *pressure line broadening*, due to the effects of other particles on the radiating atom.

The `observedBroadeningCoefficient` represents the width of the line profile at half maximum (FWHM, Full Width Half Maximum induced by a process of `Process.type="Broadening"` (see `Process` class below).

3.3.21 **Line.observedShiftingCoefficient: PhysicalQuantity**

Shift of the transition laboratory wavelength induced by a process of `Process.type="Energy shift"` (see `Process` class below). It is expressed by the difference between the peak intensity wavelength in the observed profile and the laboratory wavelength.

3.4 *Species*

This class is a placeholder for a future model, providing a full description of the physical and chemical property of the chemical element or compound where the transition originating the line occurs.

While a more detailed data model for this class is built, this simplified version contains simply the name of the Species involved in the transition.

3.4.1 **Species.name: String**

Name of the chemical element or compound including ionisation status.

Examples:

“CIV” for Carbon three times ionised

“N2H+” for the Dyazenylium molecule

(see [Appendix A](#) for standard chemical element names).

3.5 Level

When an atom or a molecule is unperturbed by external fields, its Hamiltonian commutes with the resultant angular momentum J . As a consequence, an energy level corresponding to a given value of j is $(2j+1)$ degenerate, each of the different states being characterised by a different value of the magnetic moment m . Such a set of $(2j+1)$ states we call a `Level`. When an atom or molecule is perturbed and the different states do not all have the same energy it is still convenient to refer to such a set of states by a generic name, so we use `Level` in this wider sense. This of this class is to describe the quantum mechanical properties of each level, between which the transition originating the line occurs.

3.5.1 `Level.totalStatWeight`: PhysicalQuantity

An integer representing the total number of terms pertaining to a given level. For instance, in an LS coupling scheme (see [Appendix B](#)) the total statistical weight of all levels $(L,S)J$ belonging to a given term LS is: $g=(2L+1)(2S+1)$. For a single electron with specified n , the statistical weight is $2n^2$.

3.5.2 `Level.nuclearStatWeight`: PhysicalQuantity

The same as `Level.totalStatWeight` for nuclear spin states only

3.5.3 `Level.landeFactor`: PhysicalQuantity

A dimensionless factor g that accounts for the splitting of normal energy levels into uniformly spaced sublevels in the presence of a magnetic field. The level of energy E_0 is split into levels of energy:

$$E_0 + g\beta B(J), E_0 + g\beta B(J-1), \dots, E_0 - g\beta B(J)$$

Where B is the magnetic field and β is a proportionality constant.

In the case of the L-S coupling (see [Appendix B](#)), the Lande factor g_j is specified as the combination of atomic quantum numbers, which enters in the definition of the total magnetic moment m_j in the fine structure interaction:

$$m_j = \frac{g_j \mu_B J}{\hbar}$$

where μ_B is the Bohr magneton, defined as:

$$\mu_B = \frac{eh}{2\pi m_e}$$

Where

e is the elementary charge

h is the Planck constant

m_e is the electron rest mass

In terms of pure quantum numbers:

$$g_j(J, L, S) \equiv 1 + \frac{J(J+1) + S(S+1) + L(L+1)}{2J(J+1)}$$

3.5.4 Level.lifeTime: PhysicalQuantity

Intrinsic lifetime of a level due to its radiative decay.

3.5.5 Level.energy: PhysicalQuantity

The binding energy of an electron belonging to the level.

3.5.6 Level.energyOrigin: String

Human readable string indicating the nature of the energy origin. Examples:

“Ionization energy limit”, “Ground state energy” of an atom, “Dissociation limit” for a molecule, etc

3.5.7 Level.quantumState: QuantumState

A representation of the level quantum state through its set of quantum numbers

3.5.8 Level.nuclearSpinSymmetryType: String

A string indicating the type of nuclear spin symmetry. Possible values are: "para", "ortho", "meta"

3.5.9 Level.parity: PhysicalQuantity

Eigenvalue of the parity operator. Values (+1,-1)

3.5.10 Level.configuration: String

For atomic levels, the standard specification of the quantum numbers ***nPrincipal*** (*n*) and ***IElectronicOrbitalAngularMomentum*** (*l*) for the orbital of each electron in the level; an exponent is used to indicate the numbers of electrons sharing a given *n* and *l*. For example, $1s^2, 2s^2, 2p^6, 5f$. The orbitals are conventionally listed according to increasing *n*, then by increasing *l*, that is, $1s, 2s, 2p, 3s, 3p, 3d, \dots$. Closed shell configurations may be omitted from the enumeration (see section 4 for Quantum Number definitions).

For molecular states, similar enumerations takes place involving appropriate representations.

3.6 QuantumState

In Quantum Mechanics, a pure state is represented by a bundle $|\Psi(t)\rangle_B$ of a complex and separable Hilbert space to which the physical system is associated. An element $|\Psi(t)\rangle$ of that bundle is called the *state vector*.

The state vectors of a system evolve in time following the Schrödinger equation:

$$i\hbar \frac{\partial}{\partial t} |\Psi(t)\rangle = H(t) |\Psi(t)\rangle$$

where $H(t)$ is the *Hamiltonian* of the system (also called the *energy operator* in cases where $H \neq H(t)$). The system's observables are represented by operators which are constant in time. In the stationary states, where the Hamiltonian is not a function of time, then $|\Psi(t_0)\rangle$ is an *eigenvector* of the Hamiltonian H of *eigenvalue* E such that:

$$H |\Psi(t_0)\rangle = E |\Psi(t_0)\rangle$$

For the particular case of atoms for instance, the state of the atom can be specified by using 4 quantum numbers (4N quantum numbers for N electrons):

$n=1,2,\dots$ = principal quantum number
 $l=0,1,\dots,n-1$ = orbital angular momentum
 $m_l=-l,\dots,+l$ = magnetic quantum number
 $m_s=-1/2,+1/2$ = spin quantum number

(see below for further details on Quantum Numbers)

3.6.1 QuantumState.mixingCoefficient: PhysicalQuantity

A positive or negative number giving the squared or the signed linear coefficient corresponding to the associated component in the expansion of the eigenstate (QuantumState in the DM). It varies from 0 to 1 (or -1 to 1)

3.6.2 QuantumState.quantumNumber: QuantumNumber

In order to allow for a simple mechanism for quantum numbers coupling, the QuantumNumber object is reduced to the minimum set of needed attributes to identify

a quantum number. Coupling is then implemented by specifying combinations of the different quantum numbers.

3.6.3 QuantumState.termSymbol: String

The term (symbol) to which this quantum state belongs, if applicable.

For example, in the case of Spin-Orbit atomic interaction, a term describes a set of $(2S+1)(2L+1)$ states belonging to a definite configuration and to a definite L and S .

The notation for a term is for the LS coupling is, at follows:

$$^{2S+1}L_J$$

where

- S is the total [spin quantum number](#). $2S+1$ is the **spin multiplicity**: the maximum number of different possible states of J for a given (L,S) combination.
- L is the total [orbital quantum number](#) in [spectroscopic notation](#). The symbols for $L = 0,1,2,3,4,5$ are S,P,D,F,G,H respectively.
- J is the [total angular momentum quantum number](#), where $|L - S| \leq J \leq L + S$

For instance, 3P_1 would describe a term in which $L=1$, $S=1$ and $J=1$. If J is not present, this term symbol represents the 3 different possible levels ($J=0,1,2$)

See [Appendix B](#) for more examples of different couplings.

For molecular quantum states, it is a shorthand expression of the group irreducible representation and angular momenta that characterize the state of a molecule, i.e its electronic quantum state. A complete description of the molecularTermSymbol can be found in « Notations and Conventions in Molecular Spectroscopy: Part 2. Symmetry notation » (IUPAC Recommendations 1997), C.J.H. Schutte et al, Pure & Appl. Chem., Vol. 69, no. 8, pp. 1633-1639, 1997. The molecular term symbol contains the irreducible representation for the molecular point groups with right subscripts and

superscripts, and a left superscript indicating the electron spin multiplicity,
Additionally it starts with an symbol $\sim X$ (i.e., \sim on X) (ground state), \tilde{A} , $\sim B$ (i.e. \sim on B), ... indicating excited states of the same multiplicity than the ground state X or \tilde{a} , $\sim b$ (\sim on b), ... for excited states of different multiplicity.

3.7 QuantumNumber

The scope of this class is to represent the set of quantum numbers describing each QuantumState.

3.7.1 QuantumNumber.label: String

The name of the quantum number. It is a string like “F”, “J”, “I1”, etc., or whatever human readable string that identifies the quantum number

3.7.2 QuantumNumber.type: String

A string describing the quantum number. Recommended values are (see Chapter 4 for a description):

```
totalNuclearSpinI
totalMagneticQuantumNumberI
totalMolecularProjectionI
nuclearSpin
parity
serialQuantumNumber
nPrincipal
lElectronicOrbitalAngularMomentum
sAngularMomentum
jTotalAngularMomentum
fTotalAngularMomentum
lMagneticQuantumNumber
sMagneticQuantumNumber
jMagneticQuantumNumber
fMagneticQuantumNumber
asymmetricTAU
asymmetricKA
asymmetricKC
totalSpinMomentumS
totalMagneticQuantumNumbersS
totalMolecularProjectionS
totalElectronicOrbitalMomentumL
totalMagneticQuantumNumberL
totalMolecularProjectionL
totalAngularMomentumN
totalMagneticQuantumNumberN
totalMolecularProjectionN
totalAngularMomentumJ
totalMagneticQuantumNumberJ
totalMolecularProjectionJ
intermediateAngularMomentumF
totalAngularMomentumF
totalMagneticQuantumNumberF
vibrationNu
vibrationLNU
totalVibrationL
vibronicAngularMomentumK
vibronicAngularMomentumP
hinderedK1
hinderedK2
```

3.7.3 QuantumNumber.numeratorValue: PhysicalQuantity

The numerator of the quantum number value

3.7.4 QuantumNumber.denominatorValue: PhysicalQuantity

The denominator of the quantum number value. If not explicitly specified, it is defaulted to “1” (meaning that the corresponding quantum number value is a multiple integer)

3.7.5 QuantumNumber.description: String

A human readable string, describing the nature of the quantum number. Standard descriptions are given in Chapter 4 for those quantum numbers whose names are given above. For a quantum number not appearing above, the description shall be given here.

3.8 Process

The scope of this class is to describe the physical process responsible for the generation of the line, or for the modification of its physical properties with respect to those measured in the laboratory. The complete description of the process is relegated to specific placeholder called “model” which will describe specific physical models for each process.

3.8.1 Process.type: String

String identifying the type of process. Possible values are: "Matter-radiation interaction", "Matter-matter interaction", "Energy shift", "Broadening".

3.8.2 Process.name: String

String describing the process: Example values (corresponding to the values of "type" listed above) are: "Photoionization", "Collisional excitation", "Gravitational redshift", "Natural broadening".

3.8.3 Process.model: PhysicalModel

A theoretical model by which a specific process might be described.

3.9 Environment

The scope of this class is describing the physical properties of the ambient gas, plasma, dust or stellar atmosphere where the line is generated.

3.9.1 Environment.temperature: PhysicalQuantity

The temperature in the line-producing plasma.

3.9.2 Environment.opticalDepth: PhysicalQuantity

The optical depth, τ_ν , is defined as:

$$d\tau_\nu = \kappa_\nu \rho dx$$

where ρ is the density of plasma, and the absorption coefficient κ_ν is defined as the fractional decrease in intensity per unit distance:

$$\frac{dI}{I} = -\kappa_\nu dx$$

3.9.3 Environment.particleDensity: PhysicalQuantity

The particle density in the line-producing plasma.

3.9.4 Environment.massdensity: PhysicalQuantity

The mass density in the line-producing plasma.

3.9.5 Environment.pressure: PhysicalQuantity

The pressure in the line-producing plasma.

3.9.6 Environment.entropy: PhysicalQuantity

The entropy of the line-producing plasma.

3.9.7 Environment.mass: PhysicalQuantity

The total mass of the line-producing gas/dust cloud or star.

3.9.8 Environment.metallicity: PhysicalQuantity

As customary in astronomy, the metallicity of an element is expressed as the logarithmic ratio between the element and the Hydrogen abundance, normalized to the solar value. If the metallicity of a celestial object or plasma is expressed through a single number, this refers to the iron abundance.

3.9.9 Environment.extinctionCoefficient: PhysicalQuantity

A quantitative observable k , which expresses the suppression of the emission line intensity due to the presence of optically thick matter along the line-of-sight. It is a measure of the intervening gas density through one of the following equations:

$$k = n\sigma = \kappa\rho$$

where n is the particle density, σ is the integrated cross section, κ is the integrated opacity and ρ the matter density.

3.9.10 Environment.model: PhysicalModel

Placeholder for future detailed theoretical models of the environment plasma where the line appears.

3.10 Source

This class gives a basic characterization of the celestial source, where an astronomical line has been observed. The Source Data Model should be developed further within the IVOA context. For the time being, minimal information about the Source is given.

3.10.1 Source.IAUnam: String

The IAUnam of the source

3.10.2 Source.name: String

An alternative or conventional name of the source

3.10.3 Source.coordinates: STC

Coordinates of the source. [Link to IVOA Space Time Coordinates data model](#)

4 Quantum Numbers

The list contains the most usual quantum numbers in atomic and molecular spectroscopy. The list is not exhaustive and is opened to new entries.

Note for molecules: Angular momentum basis functions, $|A \alpha M_A \rangle$, can be simultaneous eigenfunctions of three types of operators : the magnitude A^2 , the component of A onto the internuclear axis A_z , and the component of A on the laboratory quantization axis A_Z . The basis function labels A , α and M_A correspond to eigenvalues of A^2 , A_z , and A_Z , respectively $\hbar^2 A(A+1)$, $\hbar \alpha$ and $\hbar M_A$.

Note for intermediate coupling: Intermediate coupling occurs in both atomic and molecular physics. The document below gives some explanations about intermediate coupling in atomic physics, these explanations can be transposed to molecular physics (as for intermediate coupling between different Hund's cases). As described below, levels can be labelled by the least objectionable coupling case, by linear combination of pure coupling basis functions (the linear coefficients can be determined in a theoretical approach: *this is planned for in the data model*), or simply by a sort of serial number (see **serialQuantumNumber** below)

4.1 Various Quantum numbers

4.1.1 totalNuclearSpinI

total nuclear spin of one atom or a molecule, I

4.1.2 totalMagneticQuantumNumberI

total magnetic quantum number, $M_I = -I, -I + 1, \dots, I - 1, I$ where $\hbar M_I$ is the eigenvalue of the \hat{I}_z operator

4.1.3 totalMolecularProjectionI

total nuclear spin projection quantum number Ω_I . $\Omega_I = -I, -I + 1, \dots, I - 1, I$
where $\hbar \Omega_I$ is the eigenvalue of the \hat{I}_z operator

4.1.4 nuclearSpin

nuclear spin of individual nucleus i which composes a molecule, noted; I_i

4.1.5 parity

eigenvalue of the parity operator applied to the total wavefunction. It takes the value “0” for even parity and “1” for odd parity

4.1.6 serialQuantumNumber

A serial quantum number that labels states to which no good or nearly good quantum numbers can be assigned to.

4.2 Quantum numbers for hydrogenoids

4.2.1 nPrincipal

principal quantum number n

4.2.2 lElectronicOrbitalAngularMomentum

orbital angular momentum of an electron $l = 0, 1, 2, \dots$ where $\hbar^2 l(l+1)$

is the eigenvalue of the \hat{l}^2 operator (called as well azimuthal quantum number).

4.2.3 sAngularMomentum

spin angular momentum of an electron, $s = \frac{1}{2}$ only where $\hbar^2 s(s+1)$ is the eigenvalue

of the \hat{s}^2 operator)

4.2.4 jTotalAngularMomentum

total angular momentum of one electron j , $j = l - 1/2 (l > 0)$ and $j = l + 1/2$.

$\hbar^2 j(j+1)$ is the eigenvalue of the \hat{j}^2 operator, where $\hat{j} = \hat{l} + \hat{s}$

4.2.5 fTotalAngularMomentum

total angular momentum f , including nuclear spin I . $\hbar^2 f(f+1)$ is the eigenvalue

of the \hat{f}^2 operator, where $\hat{f} = \hat{j} + \hat{I}$

4.2.6 lMagneticQuantumNumber

orbital magnetic quantum number, $m_l = -l, -l+1, \dots, l-1, l$ where $\hbar m_l$ is the

eigenvalue of the \hat{l}_z operator

4.2.7 sMagneticQuantumNumber

spin magnetic quantum number, $m_s = \pm 1/2$ where $\hbar m_s$ is the eigenvalue of the \hat{s}_z

operator

4.2.8 jMagneticQuantumNumber

orbital magnetic quantum number, $m_j = -j, -j + 1, \dots, j - 1, j$ where $\hbar m_j$ is the eigenvalue of the \hat{j}_z operator

4.2.9 fMagneticQuantumNumber

orbital magnetic quantum number, $m_f = -f, -f + 1, \dots, f - 1, f$ where $\hbar m_f$ is the eigenvalue of the \hat{f}_z operator

4.3 Pure rotational quantum numbers

4.3.1 asymmetricTAU

Index τ labelling asymmetric rotational energy levels for a given rotational quantum number N .

Note: The solution of the Schrödinger equation for an asymmetric-top molecule gives for each value of N , $(2N+1)$ eigenfunctions with its own energy. It is customary to keep track of them by adding the subscript τ to the N value (N_τ). This index τ goes from $-N$ for the lowest energy of the set to $+N$ for the highest energy, and is equal to $(K_a - K_c)$.

4.3.2 asymmetricKA

For a given N , energy levels may be specified by $K_a K_c$ (or $K_{-1} K_1$, or $K_- K_+$ are alternative notations), where K_a is the K quantum number for the limiting prolate ($B=C$) and K_c for the limiting oblate ($B=A$). In the notation $(K_{-1} K_1)$ the subscripts “1” and “-1” correspond to values of the asymmetry parameter $\kappa = \frac{2B - A - C}{A - C}$

where A, B, C are rotational constants of the asymmetric molecule (by definition $A > B > C$)

4.3.3 asymmetricKc

see asymmetricKA

4.4 Quantum numbers for n electron systems (atoms and molecules)

4.4.1 totalSpinMomentumS

it is the total spin quantum number S , S can be integral or half-integral. $\hbar^2 S(S+1)$ is the eigenvalue of the \hat{S}^2 operator, where $\hat{S} = \sum_{i=1}^N \hat{s}_i$

4.4.2 totalMagneticQuantumNumberS

total spin magnetic quantum number, $M_S = -S, -S+1, \dots, S-1, S$ where $\hbar M_S$ is the eigenvalue of the \hat{S}_z operator.

4.4.3 totalMolecularProjectionS

total spin projection quantum number Σ , $\Sigma = -S, -S+1, \dots, S-1, S$, where $\hbar \Sigma$ is the eigenvalue of the \hat{S}_z operator.

4.4.4 totalElectronicOrbitalMomentumL

it is the total orbital angular momentum L , L is integral. $\hbar^2 L(L+1)$ is the eigenvalue of the \hat{L}^2 operator, where $\hat{L} = \sum_{i=1}^n \hat{l}_i$

4.4.5 totalMagneticQuantumNumberL

total orbital magnetic quantum number, $M_L = -L, -L+1, \dots, L-1, L$, where $\hbar M_L$ is the eigenvalue of the \hat{L}_z operator.

4.4.6 totalMolecularProjectionL

total orbital projection quantum number, $\Lambda = 0, 1, \dots, L-1, L$ where $\hbar \Lambda$ is the absolute value of the eigenvalue of the \hat{L}_z operator (Hund's cases (a) and (b) in the case of a diatomic)

4.4.7 totalAngularMomentumN

is the total angular momentum N exclusive of nuclear and electronic spin, N is integral. For a molecule in a close-shell state **totalAngularMomentumN** is the pure rotational angular momentum.

4.4.8 totalMagneticQuantumNumberN

total orbital magnetic quantum number, $M_N = -N, -N + 1, \dots, N - 1, N$ where $\hbar M_N$ is the eigenvalue of the \hat{N}_Z operator

4.4.9 totalMolecularProjectionN

absolute value of the component of the angular momentum N along the axis of a symmetric (or quasi-symmetric) rotor, usually noted K . $\pm \hbar K$ is the eigenvalue of the \hat{N}_Z operator, with values $K = 0, \dots, N - 1, N$

For open shell diatomic molecules, it corresponds to “totalMolecularProjectionL” (Λ), so we advise to preferentially use “totalMolecularProjectionL”

Note: The symbol K is also used in spectroscopy to describe the component of the vibronic angular momentum (excluding spin) along the axis for linear polyatomic molecules. In this model, we prefer to uniquely identify this specific case by a different type of Quantum Number: “vibronicAngularMomentumK”, defined thereafter.

4.4.10 totalAngularMomentumJ

is the total angular momentum J exclusive of nuclear spin, J can be integral or half-integral.

For atoms:

$$\hat{J} = \sum_{i=1}^n (\hat{l}_i + \hat{s}_i)$$

For molecules:

$$\hat{J} = \hat{N} + \sum_{i=1}^n \hat{s}_i = \hat{N} + \hat{S}$$

4.4.11 totalMagneticQuantumNumberJ

total magnetic quantum number, $M_J = -J, -J + 1, \dots, J - 1, J$ where $\hbar M_J$ is the eigenvalue of the \hat{J}_Z operator.

4.4.12 totalMolecularProjectionJ

absolute value of the component of the angular momentum J along the molecular axis, noted $\Omega = 0, \dots, J - 1, J$ where $\pm \hbar \Omega$ is the eigenvalue of the \hat{J}_Z operator.

For linear molecules with no nuclear spin (or no nuclear spin coupled to the molecular axis), it is the absolute value of the component of the total electronic angular momentum $\hat{L} + \hat{S}$ on the molecular axis (Hund's cases (a) and (c)). When Λ and Σ are defined (Hund's case (a)): $\Omega = |\Lambda \pm \Sigma|$

For linear molecules with a nuclear spin coupled to the molecular axis, it includes as well the component Ω_n of the nuclear spin on the molecular axis.

4.4.13 intermediateAngularMomentumF

is associated to the intermediate quantum number F_i where $\hat{F}_i = \hat{I}$ (or \hat{I}_j) + any other vector

4.4.14 totalAngularMomentumF

is the total angular momentum F including nuclear spin, F can be integral or half-integral. $F(F + 1)\hbar^2$ is the eigenvalue of the \hat{F}^2 operator, where for atoms:

$$\hat{F} = \sum_{i=1}^n (\hat{l}_i + \hat{s}_i) + \hat{I} = \hat{J} + \hat{I}$$

and for molecules with m nuclear spins:

$$\hat{F} = \hat{J} + \sum_{i=1}^n \hat{I}_i = \hat{J} + \hat{I}$$

4.4.15 totalMagneticQuantumNumberF

total magnetic quantum number, $M_F = -F, -F+1, \dots, F-1, F$ where $\hbar M_F$ is the eigenvalue of the \hat{F}_Z operator

4.5 *Vibrational and (ro-)vibronic quantum numbers*

4.5.1 **vibrationNu**

vibrational modes ν_i (following Mulliken conventions). By default the vibrational mode is a normal mode. If the vibrational mode is fairly localised, the bond description will be included in the attribute “description” of “QuantumNumber”

4.5.2 **vibrationLNu**

angular momentum associated to degenerate vibrations, $l_i = \nu_i, \nu_i - 2, \nu_i - 4, \dots, 1$ or 0

4.5.3 **totalVibrationL**

total vibrational angular momentum is the sum of all angular momenta $\pm l_i$ associated to degenerate vibrations: $l_v = |\sum_i (\pm l_i)|$

4.5.4 **vibronicAngularMomentumK**

is the sum of the total vibrational angular momentum l_v and of the electronic orbital momentum about the internuclear axis Λ : $K = |\pm l_v \pm \Lambda|$

here K (l_v and Λ) are unsigned quantities. This is used for linear polyatomic molecules. (see p.25 Volume III of Herzberg, and REC. (recommendation) 17 of Mulliken, 1955)

4.5.5 **vibronicAngularMomentumP**

is the sum of the total vibrational angular momentum l_v and of the total electronic orbital momentum about the internuclear axis Ω : $P = |\pm l_v \pm \Omega|$

here P (l_v and Ω) are unsigned quantities. This is used for linear polyatomic molecules. (see p.26 Volume III of Herzberg, and REC. 18 of Mulliken, 1955)

4.5.6 rovibronicAngularMomentumP

total resultant axial angular momentum quantum number including electron spin:

$$P = |K + \Sigma|. \text{ (REC. 26 of Mulliken, 1955)}$$

4.5.7 hinderedK1, hinderedK2

for internal free rotation of 2 parts of a molecule, (see p.492, Volume II of Herzberg),

2 additional projection quantum numbers are necessary: k_1 and k_2 , such that total

rotational energy is given by:

$$F(N, K, k_1, k_2) = BN(N+1)BK^2 + A_1k_1^2 + A_2k_2^2$$

Where N is **totalAngularMomentumN** and K is **totalMolecularProjectionN** (see p.492, Volume II of Herzberg (1964))

5 Attributes table

Attribute	Type	Meaning
PhysicalQuantity	Class	Class representing a Physical Quantity
PhysicalQuantity.value	Real Double Integer	Value of a Physical Quantity
PhysicalQuantity.error	Real Double Integer	Error associated to a PhysicalQuantity value. Both value and error must be in same units
PhysicalQuantity.unit	Unit	Unit class associated to the PhysicalQuantity
Unit	Class	Class representing a Unit
Unit.expression	String	Human readable string representation of the unit
Unit.scaleSI	Double	Conversion scale factor to International System of units
Unit.dimEquation	String	Representation of the unit dimensions
Line	Class	Class representing a Spectroscopic line
Line.title	String	Human readable description of the line
Line.initialLevel	Level	Initial level of the transition originating the line
Line.finallevel	Level	Final level of the transition originating the line
Line.initialElement	Species	Description of the initial state of the atom or molecule
Line.finalElement	Species	Description of the final state of the atom or molecule
Line.wavelength	PhysicalQuantity	Wavelength in vacuum of the transition originating the line
Line.frequency	PhysicalQuantity	Frequency in vacuum of the transition originating the line

Attribute	Type	Meaning
Line.wavenumber	PhysicalQuantity	Wavenumber in vacuum of the transition originating the line
Line.airWavelength	PhysicalQuantity	Wavelength in the air of the transition originating the line
Line.einsteinA	PhysicalQuantity	Einstein coefficient for spontaneous emission from Final to Initial levels
Line.oscillatorStrength	PhysicalQuantity	Historical representation of the strength of a transition related to pre quantum-mechanics interpretation of electromagnetic waves as harmonic oscillators (related to Einstein A coeff.)
Line.weightedOscillatorStrength	PhysicalQuantity	Product between oscillator strength and statistical weight of the initial level
Line.intensity	PhysicalQuantity	Integrated flux over a fitted model to the line
Line.observedFlux	PhysicalQuantity	Integrated flux over a given wavelength range
Line.observedFluxWaveMin	PhysicalQuantity	Minimum wavelength for observedFlux integration
Line.observedFluxWaveMax	PhysicalQuantity	Maximum wavelength for observedFlux integration
Line.significanceOfDetection	PhysicalQuantity	The significance of line detection in an observed spectrum
Line.transitionType	String	Type of the transition, e.g., e.g., "electric dipole", "magnetic dipole", "electric quadrupole", etc., or "E1", "M1", "E2", etc.
Line.strength	PhysicalQuantity	Quantum mechanical quantity representing line strength (related to Einstein A coeff. and oscillatorStrength)

Attribute	Type	Meaning
Line.observedBroadeningCoefficient	PhysicalQuantity	Observed broadening of a line due to Natural, Doppler, or collisional broadening processes
Line.observedShiftingCoefficient	PhysicalQuantity	Shift of the transition laboratory wavelength induced by a process of type Energy Shift
Species	Class	Placeholder Class for a future model, providing a full description of the physical and chemical property of the chemical element of compound where the transition originating the line occurs.
Species.name	String	Name of the chemical element or compound including ionisation status
Level	Class	Class representing Initial and Final levels between which the transition happens
Level.totalStatWeight	PhysicalQuantity	An integer representing the total number of terms pertaining to a given level
Level.nuclearStatWeight	PhysicalQuantity	The same as Level.totalStatWeight for nuclear spin states only
Level.landeFactor	PhysicalQuantity	A dimensionless factor g that accounts for the splitting of normal energy levels into uniformly spaced sublevels in the presence of a magnetic field
Level.lifeTime	PhysicalQuantity	Intrinsic lifetime of a level due to its radiative decay
Level.energy	PhysicalQuantity	The binding energy of an electron belonging to the level

Attribute	Type	Meaning
Level.energyOrigin	String	Human readable string indicating the nature of the energy origin, e.g., "Ionization energy limit", "Ground state energy" of an atom, "Dissociation limit" for a molecule, etc
Level.quantumState	QuantumState	A representation of the level quantum state through its set of quantum numbers
Level.nuclearSpinSymmetryType	String	A string indicating the type of nuclear spin symmetry. Possible values are: "para", "ortho", "meta"
Level.parity	PhysicalQuantity	Eigenvalue of the parity operator. Values (+1,-1)
Level.configuration	String	Human readable string representing the corresponding level configuration
QuantumState	Class	Class representing the Quantum State of the corresponding level in the transition
QuantumState.mixingCoefficient	PhysicalQuantity	A positive or negative number giving the squared or the signed linear coefficient corresponding to the associated component in the expansion of the eigenstate
QuantumState.quantumNumber	QuantumNumber	Quantum number(s) describing the state
QuantumState.termSymbol	String	The term (symbol) to which this quantum state belongs, if applicable
QuantumNumber	Class	Class representing the quantum numbers describing each quantum state

Attribute	Type	Meaning
QuantumNumber.label	String	Human readable string representing the name of the quantum number. It is a string like "F", "J", "I1", etc.,
QuantumNumber.type	String	String representing the quantum number, recommended within this model (c.f. Chapter 4)
QuantumNumber.numeratorValue	PhysicalQuantity	The numerator of the quantum number value. For non half-integers, this number would just represent the value of the quantum number
QuantumNumber.denominatorValue	PhysicalQuantity	The denominator of the quantum number value. It defaults to 1 (one) if not explicitly input (as would be the case for non half-integer numbers)
QuantumNumber.description	String	A human readable string, describing the nature of the quantum number
Process	Class	Class representing the physical process responsible for the generation of the line
Process.type	String	String identifying the type of process. Possible values are: "Matter-radiation interaction", "Matter-matter interaction", "Energy shift", "Broadening"
Process.name	String	String describing the process: Example values (corresponding to the values of "type" listed above) are: "Photoionization", "Collisional excitation", "Gravitational redshift", "Natural broadening".
Process.model	PhysicalModel	A theoretical model by which a specific process might be described

Attribute	Type	Meaning
Environment	Class	Class representing the physical properties of the ambient gas, plasma, dust or stellar atmosphere where the line is generated
Environment.temperature	PhysicalQuantity	The temperature in the line-producing plasma
Environment.opticalDepth	PhysicalQuantity	The optical depth of the line producing plasma
Environment.particleDensity	PhysicalQuantity	The particle density in the line producing plasma
Environment.massdensity	PhysicalQuantity	The mass density in the line-producing plasma
Environment.pressure	PhysicalQuantity	The pressure in the line producing plasma
Environment.entropy	PhysicalQuantity	The entropy of the line producing plasma
Environment.mass	PhysicalQuantity	The total mass of the line-producing gas/dust cloud or star
Environment.metallicity	PhysicalQuantity	The logarithmic ratio between the element and the Hydrogen abundance, normalized to the solar value
Environment.extinctionCoefficient	PhysicalQuantity	The suppression of the emission line intensity due to the presence of optically thick matter along the line-of-sight
Environment.model	PhysicalModel	Placeholder for future detailed theoretical models of the environment plasma where the line appears.
Source	Class	Class representing a basic characterization of the celestial source, where an astronomical line has been observed
Source.IAUname	String	The IAUname of the source

Attribute	Type	Meaning
Source.name	String	An alternative or conventional name of the source
Source.coordinates	STC	Coordinates of the source. Link to IVOA Space Time Coordinates data model

6 UCDS

The following is a list of the UCDS that should accompany any of the object attributes in their different serializations.

They are based in [“*The UCDS1+ controlled vocabulary Version 1.23*”](#) (IVOA Recommendation, 2 Apr 2007).

There is one table per each of the objects in the Data Model. The left column indicates the object attribute, and the right column the UCDS. Items appearing in **(bold)** correspond to other objects in the model.

Line	
initialLevel	(Level)
finalLevel	(Level)
initialElement	(ChemicalElement)
finalElement	(ChemicalElement)
wavelength	em.wl
wavenumber	em.wn
frequency	em.freq
airWavelength	em.wl
einsteinA	phys.at.transProb
oscillatorStrength	phys.at.oscStrength
weightedOscillStrength	phys.at.WOscStrength
intensity	spect.line.intensity
observedFlux	phot.flux
observedFluxWaveMin	em.wl
observedFluxWaveMax	em.wl
significanceOfDetection	stat.snr
process	(Process)
lineTitle	meta.title
transitionType	meta.title
strength	spect.line.strength
observedBroadeningCoefficient	spect.line.broad
observedShiftingCoefficient	phys.atmol.lineShift

Species	
name	meta.title

Level	
type	meta.title
totalStatWeight	phys.atmol.sweight
nuclearStatWeight	phys.atmol.nucweight
lifeTime	phys.atmol.lifetime
energy	phys.energy
quantumState	<i>(QuantumState)</i>
energyOrigin	phys.energy
landeFactor	phys.at.lande
nuclearSpinSymmetryType	phys.atmol.symmetrytype
parity	phys.atmol.parity
energyOrigin	phys.energy
configuration	phys.atmol.configuration

QuantumState	
normalizedProbability	stat.normalProb
quantumNumber	phys.atmol.qn
termSymbol	phys.atmol.termSymbol

QuantumNumber	
label	meta.title
type	meta.title
numeratorValue	meta.number
denominatorValue	meta.number
description	meta.note

Process	
---------	--

model	<i>(Model)</i>
name	meta.title

Environment	
temperature	phys.temperature
opticalDepth	phys.absorption.opticalDepth
density	phys.density
pressure	phys.pressure
extinctionCoefficient	phys.absorption
entropy	phys.entropy
mass	phys.mass
metallicity	phys.abund.Z
model	<i>(Model)</i>

7 Working examples

7.1 The Hyperfine Structure of N_2H^+

This example refers to the measurement of the hyperfine structure of the $J=1 \rightarrow 0$ transition in diazenylium (N_2H^+) at 93 GHz (Caselli et al. 1995) toward the cold (kinetic temperature $T_K \sim 10$ K) dense core of the interstellar cloud L1512. Due to the closed-shell $^1\Sigma$ configuration of this molecule, the dominant hyperfine interactions are those between the molecular electric field gradient and the electric quadrupole moments of the two nitrogen nuclei. Together they produce a splitting of the $J=1 \rightarrow 0$ in seven components. The astronomical measurements are much more accurate than those obtainable on the Earth, due to the excellent spectral resolution ($\sim 0.18 \text{ km s}^{-1}$ FWHM), which correspond to the thermal width at ~ 20 K, much a lower temperature than achievable in the laboratory.

Table 1 – Observed properties of the N_2H^+ hyperfine structure components

$J F_1 F \rightarrow J' F'_1 F'$	ν (MHz)	$\sigma_\nu \Delta v$ (MHz)
1 0 1 \rightarrow 0 1 2	93176.2650	0.0011
1 2 1 \rightarrow 0 1 1	93173.9666	0.0012
1 2 3 \rightarrow 0 1 2	93173.7767	0.0012
1 2 2 \rightarrow 0 1 1	93173.4796	0.0012
1 1 1 \rightarrow 0 1 0	93172.0533	0.0012
1 1 2 \rightarrow 0 1 2	93171.9168	0.0012
1 1 0 \rightarrow 0 1 1	93171.6210	0.0013

where ν is the transition frequency – as derived assuming the same Local Standard Rest velocity for all observed spectral lines – and $\sigma_\nu \Delta v$ its relative uncertainty.

Estimates of the N_2H^+ optical depth, excitation temperature and intrinsic line width were made by fitting the hyperfine splitting complex. They yielded:

- $\tau_{tot} = 7.9 \pm 0.3$
- $T_{ext} = 4.9 \pm 0.1$
- $\Delta v = 183 \pm 1 \text{ m s}^{-1}$

However, the same paper reports evidence for deviations from a single temperature excitation in the following transitions: $(F_1, F) = (1, 2) \rightarrow (1, 2)$ and $(1, 0) \rightarrow (1, 1)$

We show below an example of instantiation of the current Line Data Model for one of the components of the N_2H^+ hyperfine transition (*e.g.* the transition in the first row of *Tab.1*).

In what follows, SI units are assumed whenever pertinent and `PhysicalQuantity.error` indicates the statistical uncertainty on a measured quantity.

7.1.1 The values in the model

In what follows we give the values attached to each of the model items pertinent for the case. For sake of simplicity, we report here the transition in the first row of Table 1 only. Likewise, the class attributes have been given values in pseudo-code way.

Initial Level (one `QuantumState` defined by three `QuantumNumber(s)`):

- `Line.initialLevel.quantumState.quantumNumber.label := "J"`
- `Line.initialLevel.quantumState.quantumNumber.type := "totalAngularMomentumJ"`
- `Line.initialLevel.quantumState.quantumNumber.description := "Pure quantum number"`
- `Line.initialLevel.quantumState.quantumNumber.numeratorValue := 1`
- `Line.initialLevel.quantumState.quantumNumber.denominatorValue :=1`

- `Line.initialLevel.quantumState.quantumNumber. label:= "F1"`
- `Line.initialLevel.quantumState.quantumNumber.type := "totalAngularMomentumF"`
- `Line.initialLevel.quantumState.quantumNumber.description:= "Resulting angular momentum including nuclear spin for one nucleus; coupling of J and I1"`
- `Line.initialLevel.quantumState.quantumNumber.numeratorValue := 0`

- `Line.initialLevel.quantumState.quantumNumber. label:= "F"`
- `Line.initialLevel.quantumState.quantumNumber.type := "totalAngularMomentumF"`
- `Line.initialLevel.quantumState.quantumNumber.description := "Resulting total angular momentum; coupling of I2 and F1"`
- `Line.initialLevel.quantumState.quantumNumber.numeratorValue := 1`
- `Line.initialLevel.quantumState.quantumNumber.denominatorValue :=1`

Final Level (one `QuantumState` defined by three `QuantumNumber(s)`):

- `Line.finalLevel.quantumState.quantumNumber. label:= "J"`

- `Line.finalLevel.quantumState.quantumNumber.type := "jtotalAngularMomentum"`
- `Line.finalLevel.quantumState.quantumNumber.description := "Total angular momentum excluding nuclear spins. Pure quantum number"`
- `Line.finalLevel.quantumState.quantumNumber.numeratorValue := 1`
- `Line.initialLevel.quantumState.quantumNumber.denominatorValue := 1`

- `Line.initialLevel.quantumState.quantumNumber.label := "F1"`
- `Line.initialLevel.quantumState.quantumNumber.type := "totalAngularMomentumF"`
- `Line.initialLevel.quantumState.quantumNumber.description := "Resulting angular momentum including nuclear spin for one nucleus; coupling of J and I1"`
- `Line.initialLevel.quantumState.quantumNumber.numeratorValue := 0`

- `Line.initialLevel.quantumState.quantumNumber.label := "F"`
- `Line.initialLevel.quantumState.quantumNumber.type := "totalAngularMomentumF"`
- `Line.initialLevel.quantumState.quantumNumber.description := "Resulting total angular momentum; coupling of I and J"`
- `Line.initialLevel.quantumState.quantumNumber.numeratorValue := 2`
- `Line.initialLevel.quantumState.quantumNumber.denominatorValue := 1`

Line specific attributes:

- `Line.airWavelength.value := 3.21755760x10-3`
- `Line.airWavelength.unit.expression := "m"`
- `Line.airWavelength.unit.scaleSI := 1`
- `Line.airWavelength.unit.dimEquation := "L"`

Process specific attributes (Broadening):

- `Line.process.type := "Broadening"`
- `Line.process.name := "Intrinsic line width"`
- `Line.observedBroadeningCoefficient.value := 183`
- `Line.observedBroadeningCoefficient.unit.expression := "m/s"`
- `Line.observedBroadeningCoefficient.unit.scaleSI := 1`
- `Line.observedBroadeningCoefficient.unit.dimEquation := "LT-1"`

Environment specific attributes:

- `Line.process.model.excitationTemperature.value := 4.9`
- `Line.process.model.excitationTemperature.error := 0.1`
- `Line.process.model.excitationTemperature.unit.expression := "K"`
- `Line.process.model.excitationTemperature.unit.scaleSI := 1`
- `Line.process.model.excitationTemperature.Unit.dimEquation := "K"`
- `Line.process.model.opticalDepth.value := 7.9`
- `Line.process.model.opticalDepth.unit.expression := ""`
- `Line.process.model.opticalDepth.unit.scaleSI := 1`
- `Line.process.model.opticalDepth.unit.dimEquation := ""`
- `Line.process.model.opticalDepth.error := 0.3`

Initial and final (identical) Specie(s):

- `Line.initialElement.name := "N2H+"`
- `Line.finalElement.name := "N2H+"`

Source specific attributes:

- `Line.source.name := "L1512"`

7.1.2 JSON representation

```
{
  "Line": {
    "source": {
      "name": "L1512"
    }
    "initialElement": {
      "name": "N2H+"
    }
    "finalElement": {
      "name": "N2H+"
    }
    "initialLevel": {
      "quantumNumber": {
        "label": "J"
        "type": "totalAngularMomentumJ"
        "description": "Pure quantum number"
        "numeratorValue": "1"
        "denominatorValue": "1"
      }
    }
  }
}
```

```

        "quantumNumber": {
            "label": "F1"
            "type": "totalAngularMomentumF"
            "description": "Resulting angular momentum
including nuclear spin for one nucleus; coupling of J and I1"
            "numeratorValue": "0"
        }
    }
    "quantumNumber": {
        "label": "F"
        "type": "totalAngularMomentumF"
        "description": "Resulting total angular
momentum; coupling of I2 and F1"
        "numeratorValue": "1"
        "denominatorValue": "1"
    }
}

"finalLevel": {
    "quantumNumber": {
        "label": "J"
        "type": "jtotalAngularMomentum"
        "description": "Total angular momentum
excluding nuclear spins. Pure quantum number"
        "numeratorValue": "1"
        "denominatorValue": "1"
    }
    "quantumNumber": {
        "label": "F1"
        "type": "totalAngularMomentumF"
        "description": "Resulting angular momentum
including nuclear spin for one nucleus; coupling of J and I1"
        "numeratorValue": "0"
    }
    "quantumNumber": {
        "label": "F"
        "type": "totalAngularMomentumF"
        "description": "Resulting total angular
momentum; coupling of I and J"
        "numeratorValue": "2"
        "denominatorValue": "1"
    }
}

"airWavelength": {
    "value": "3.21755760x10-3"
    "unit": {
        "expression": "m"
        "scaleSI": "1"
        "dimEquation": "L"
    }
}

"process": {
    "type": "Broadening"
    "name": "Intrinsic line width"

    "model": {
        "excitationTemperature": {
            "value": "4.9"
            "error": "0.1"
            "unit": {

```

```

        "expression": "K"
        "scaleSI": "1"
        "dimEquation": "K"
    }
}
"opticalDepth": {
    "value": "7.9"
    "error": "0.3"
    "unit": {
        "expression": ""
        "scaleSI": "1"
        "dimEquation": ""
    }
}
}
}
"observedBroadeningCoefficient": {
    "value": "183"
    "unit" : {
        "expression": "m/s"
        "scaleSI": "1"
        "dimEquation": "LT-1"
    }
}
}
}
}

```

7.1.3 UML instantiation diagram



Please note that some physical quantities (marked with an asterisk) have not been fully instantiated to simplify the graphics.

7.2 Radiative Recombination Continua: a diagnostic tool for X-Ray spectra of AGN

The advent of a new generation of large X-ray observatories is allowing us to obtain spectra of unprecedented quality and resolution on a sizeable number of Active Galactic Nuclei (AGN). This has revived the need for diagnostic tools, which can properly characterize the properties of astrophysical plasmas encompassing the nuclear region, where the gas energy budget is most likely dominated by the high-energy AGN output.

Among these spectra diagnostics, Radiative Recombination Continua (RRC) play a key role, as they unambiguously identify photoionized plasmas, and provide unique information on their physical properties. The first quantitative studies which recognized the importance of RRC in X-ray spectra date back to the early '90, using *Einstein* (Liedahl et al. 1991; Kahn & Liedahl 1991) and ASCA (Angelini et al. 1995) observations. The pioneer application of the RRC diagnostic to AGN is due to Kinkhabwala et al. (2002; K02), who analysed a long XMM-Newton/RGS observation of the nearby Seyfert 2 galaxy NGC1068 ($z=0.003793$, corresponding to a recession velocity of 1137 km s^{-1}). We will refer to the results reported in their paper hereafter.

K02 report the detection of RRC from 6 different ionic species. Their observational properties are shown in Tab.3. The RRC temperature kT_e is

Tab.3 – Properties of the RRC features in the XMM-Newton/RGS spectrum of NGC1068

Ion	kT_e (eV)	Flux ($10^{-4} \text{ ph cm}^{-2} \text{ s}^{-1}$)	I (eV)
CV	2.5 ± 0.5	4.3 ± 0.4	392.1
CVI	4.0 ± 1.0	2.8 ± 0.3	490.0
NVI	3.5 ± 2.0	2.1 ± 0.2	552.1
NVII	5.0 ± 3.0	1.1 ± 0.1	667.1
OVII	4.0 ± 1.3	2.4 ± 0.2	739.3
OVIII	7.0 ± 3.5	1.2 ± 0.1	871.4

derived from the RRC profile fit, as the width of the RRC profile $\Delta E \approx kT_e$. The average RRC photon energy is $E \approx I + kT_e$, where I is the ionization potential of the recombined state. If the plasma is highly over ionised ($kT \ll I$) – as expected in X-ray photoionized nebulae (Kallman & McCray 1982) – then $\Delta E/E \approx kT_e/I$. Therefore, the

specification of kT_e (extracted from Tab.2 in K02) and I (extracted from table of photo ionisation potentials) is enough to know the energy of the feature.

7.2.1 The values in the model

Initial Level description:

- `Line.initialLevel.quantumState.quantumNumber.label := "n"`
- `Line.initialLevel.quantumState.quantumNumber.type := "nPrincipal"`
- `Line.initialLevel.quantumState.quantumNumber.numeratorValue := 1`
- `Line.initialLevel.quantumState.quantumNumber.denominatorValue := 1`

Final Level:

- `Line.finalLevel.quantumState.quantumNumber.label := "n"`
- `Line.finalLevel.quantumState.quantumNumber.type := "nPrincipal"`
- `Line.finalLevel.quantumState.quantumNumber.numeratorValue := 1`
- `Line.finalLevel.quantumState.quantumNumber.denominatorValue := 1`

Initial Element:

- `Line.initialElement.species.name := "CVI"`

Final Element:

- `Line.finalElement.species.name := "CV"`

(Observed) Line specific attributes

- `Line.wavelength.value := 394.6`
- `Line.wavelength.unit.expression := "eV"`
- `Line.wavelength.Unit.scaleSI := 1.6E-19`
- `Line.wavelength.Unit.dimEquation := "ML2T-2"`

- `Line.observedFlux.value := 2.8E-4`
- `Line.observedFlux.error := 0.3E-4`
- `Line.observedFlux.unit.expression := "photons*cm-2*s-1"`
- `Line.observedFlux.unit.scaleSI = 1.E4`
- `Line.observedFlux.unit.dimEquation := "L-2T-1"`

- `Line.transitionType := "Radiative Recombination Continuum"`

Process specific attributes

- `Line.Process.type := "Energy shift"`
- `Line.Process.name := "Cosmological redshift"`

- `Line.observedShiftingCoefficient.value := 1137`
- `Line.observedShiftingCoefficient.unit.expression := "km/s"`
- `Line.observedShiftingCoefficient.unit.scaleSI := 1.E3`
- `Line.observedShiftingCoefficient.unit.dimEquation := "MT-1"`

Environment specific attributes:

- `Line.environment.temperature.value := 1.9E5`
- `Line.environment.temperature.unit.expression := "K"`
- `Line.environment.temperature.unit.scaleSI := 1`
- `Line.environment.temperature.unit.dimEquation := "K"`

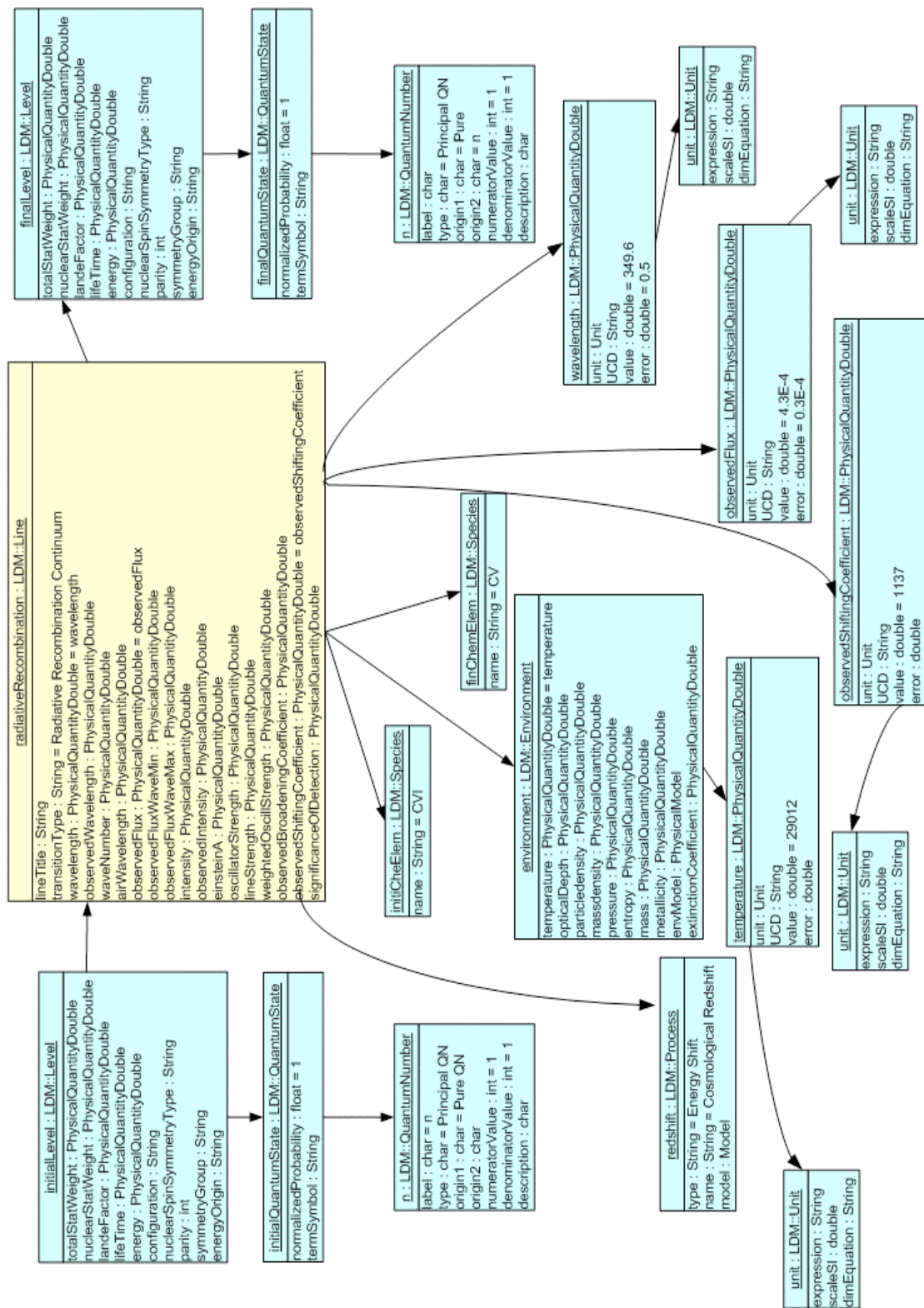
Source specific attributes:

- `Line.source.name := "NGC1068"`

7.2.2 JSON representation

```
{
  "Line": {
    "transitionType": "Radiative Recombination Continuum"
    "wavelength": {
      "value": "394.6"
      "unit": {
        "expression": "eV"
        "scaleSI": "1.6E-19"
        "dimEquation": "ML2T-2"
      }
    }
    "observedFlux": {
      "value": "2.8E-4"
      "error": "0.3E-4"
      "unit": {
        "expression": "photons*cm-2*s-1"
        "scaleSI": "1.E4"
        "dimEquation": "L-2T-1"
      }
    }
    "source": {
      "name": "NGC1068"
    }
    "initialElement": {
      "name": "CVI"
    }
    "finalElement": {
      "name": "CV"
    }
    "initialLevel": {
      "quantumNumber": {
        "label": "n"
        "type": "nPrincipal"
      }
    }
  }
}
```


7.2.3 UML Instantiation diagram



8 Appendix A: List of Atomic Elements

List of Elements extracted from the [IUPAC Commission on Atomic Weights and Isotopic Abundances](http://www.chem.qmul.ac.uk/iupac/). (<http://www.chem.qmul.ac.uk/iupac/>)

List of Elements in Atomic Number Order.

At No	Symbol	Name	Notes
1	H	Hydrogen	1, 2, 3
2	He	Helium	1, 2
3	Li	Lithium	1, 2, 3, 4
4	Be	Beryllium	
5	B	Boron	1, 2, 3
6	C	Carbon	1, 2
7	N	Nitrogen	1, 2
8	O	Oxygen	1, 2
9	F	Fluorine	
10	Ne	Neon	1, 3
11	Na	Sodium	
12	Mg	Magnesium	
13	Al	Aluminum	
14	Si	Silicon	2
15	P	Phosphorus	
16	S	Sulfur	1, 2
17	Cl	Chlorine	3
18	Ar	Argon	1, 2
19	K	Potassium	1
20	Ca	Calcium	1
21	Sc	Scandium	
22	Ti	Titanium	
23	V	Vanadium	
24	Cr	Chromium	
25	Mn	Manganese	
26	Fe	Iron	
27	Co	Cobalt	
28	Ni	Nickel	
29	Cu	Copper	2

30	Zn	Zinc	
31	Ga	Gallium	
32	Ge	Germanium	
33	As	Arsenic	
34	Se	Selenium	
35	Br	Bromine	
36	Kr	Krypton	1, 3
37	Rb	Rubidium	1
38	Sr	Strontium	1, 2
39	Y	Yttrium	
40	Zr	Zirconium	1
41	Nb	Niobium	
42	Mo	Molybdenum	1
43	Tc	Technetium	5
44	Ru	Ruthenium	1
45	Rh	Rhodium	
46	Pd	Palladium	1
47	Ag	Silver	1
48	Cd	Cadmium	1
49	In	Indium	
50	Sn	Tin	1
51	Sb	Antimony	1
52	Te	Tellurium	1
53	I	Iodine	
54	Xe	Xenon	1, 3
55	Cs	Caesium	
56	Ba	Barium	
57	La	Lanthanum	1
58	Ce	Cerium	1
59	Pr	Praseodymium	
60	Nd	Neodymium	1
61	Pm	Promethium	5
62	Sm	Samarium	1
63	Eu	Europium	1
64	Gd	Gadolinium	1
65	Tb	Terbium	
66	Dy	Dysprosium	1
67	Ho	Holmium	
68	Er	Erbium	1

69	Tm	Thulium	
70	Yb	Ytterbium	1
71	Lu	Lutetium	1
72	Hf	Hafnium	
73	Ta	Tantalum	
74	W	Tungsten	
75	Re	Rhenium	
76	Os	Osmium	1
77	Ir	Iridium	
78	Pt	Platinum	
79	Au	Gold	
80	Hg	Mercury	
81	Tl	Thallium	
82	Pb	Lead	1, 2
83	Bi	Bismuth	
84	Po	Polonium	5
85	At	Astatine	5
86	Rn	Radon	5
87	Fr	Francium	5
88	Ra	Radium	5
89	Ac	Actinium	5
90	Th	Thorium	1, 5
91	Pa	Protactinium	5
92	U	Uranium	1, 3, 5
93	Np	Neptunium	5
94	Pu	Plutonium	5
95	Am	Americium	5
96	Cm	Curium	5
97	Bk	Berkelium	5
98	Cf	Californium	5
99	Es	Einsteinium	5
100	Fm	Fermium	5
101	Md	Mendelevium	5
102	No	Nobelium	5
103	Lr	Lawrencium	5
104	Rf	Rutherfordium	5, 6
105	Db	Dubnium	5, 6
106	Sg	Seaborgium	5, 6
107	Bh	Bohrium	5, 6

108	Hs	Hassium	5, 6
109	Mt	Meitnerium	5, 6
110	Ds	Darmstadtium	5, 6
111	Rg	Roentgenium	5, 6
112	Uub	Ununbium	5, 6
114	Uuq	Ununquadium	5, 6
116	Uuh	Ununhexium	see Note above
118	Uuo	Ununoctium	see Note above

1. Geological specimens are known in which the element has an isotopic composition outside the limits for normal material. The difference between the atomic weight of the element in such specimens and that given in the Table may exceed the stated uncertainty.
2. Range in isotopic composition of normal terrestrial material prevents a more precise value being given; the tabulated value should be applicable to any normal material.
3. Modified isotopic compositions may be found in commercially available material because it has been subject to an undisclosed or inadvertent isotopic fractionation. Substantial deviations in atomic weight of the element from that given in the Table can occur.
4. Commercially available Li materials have atomic weights that range between 6.939 and 6.996; if a more accurate value is required, it must be determined for the specific material [range quoted for 1995 table 6.94 and 6.99].
5. Element has no stable nuclides. The value enclosed in brackets, e.g. [209], indicates the mass number of the longest-lived isotope of the element. However three such elements (Th, Pa, and U) do have a characteristic terrestrial isotopic composition, and for these an atomic weight is tabulated.

The names and symbols for elements 112-118 are under review. The [temporary system](#) recommended by J Chatt, *Pure Appl. Chem.*, **51**, 381-384 (1979) is used above. The names of elements 101-109 were agreed in 1997 (See [Pure Appl. Chem.](#), **1997**, **69**, 2471-2473), for element 110 in 2003 (see [Pure Appl. Chem.](#), **2003**, **75**, 1613-1615) and for element 111 in 2004 (see [Pure Appl. Chem.](#), **2004**, **76**, 2101-2103).

9 APPENDIX B: Description of couplings for atomic Physics

9.1 LS coupling

Usually the strongest interactions among the electrons of an atom are their mutual Coulomb repulsions. These repulsions affect only the orbital angular momenta, and not the spins. It is thus most appropriate to first couple together all the orbital angular momenta to give eigenfunctions of L^2 and L_Z , with L the total orbital angular momentum of the atom. Similarly all spins are coupled together to give the eigenfunctions of S^2 and S_Z , with S the total spin angular momentum; then L and S are coupled together to give eigenfunctions of J^2 and J_Z , where $J=L+S$.

When the coupling conditions within an atom correspond closely to pure LS-coupling conditions, then the quantum states of an atom can be accurately described in terms of LS-coupling quantum numbers:

Giving values of L and S specifies a term, or more precisely a "LS term", because one may also refer to "terms" of a different sort when discussing other coupling schemes (In order to completely specify a term it is necessary to give not only values of L and S , but also values of all lower-order quantum numbers, such as $n_i l_i$).

- Giving values of L, S, J specifies a level
- Giving values of L, S, J, M_J specifies a state
- The value of $(2S+1)$ is called the multiplicity of the term

For LS-coupled functions, the notation introduced by Russel and Saunders is universally used: $^{2S+1}L_J$, where numerical values are to be substituted for $(2S+1)$ and J , and the appropriate letter symbol is used for L (S, P, \dots); except when discussing the Stark or Zeeman effect, there is usually no need to specify the value of M_J .

9.2 *jj coupling*

With increasing Z , the spin-orbit interactions become increasingly more important; in the limit in which these interactions become much stronger than the Coulomb terms, the coupling conditions approach pure jj coupling.

In the jj -coupling scheme, basis functions are formed by first coupling the spin of each electron to its own orbital angular momentum, and then coupling together the various resultants \mathbf{j}_i in some arbitrary order to obtain the total angular momentum \mathbf{J} . For two-electron configurations, the coupling scheme may be described by the condensed notation $[(l_1 s_1)j_1, (l_2, s_2)j_2]JM_J$ with the usual jj -notation for energy levels $(j_1, j_2)_J$ [analogous to the Russel Saunders notation $^{2S+1}L_J$].

9.3 *jK coupling*

For configurations containing only two electron outside of closed shells, the common limiting type of pair coupling (energy levels tend to appear in pairs), jK coupling, occurs when the strongest interaction is the spin-orbit interaction of the more tightly bound electron, and the next strongest interaction is the spin-independent (direct) portion of the Coulomb interaction between the 2 electrons.

The corresponding angular-momentum coupling scheme is $\mathbf{l}_1 + \mathbf{s}_1 = \mathbf{j}_1$, $\mathbf{j}_1 + \mathbf{l}_2 = \mathbf{K}$, $\mathbf{K} + \mathbf{s}_2 = \mathbf{J}$, or notation $\{[(l_1 s_1)j_1, l_2]K, s_2\}JM$ with the standard energy level notation $j_1[K]_J$.

9.4 *LK coupling*

The other limiting form of pair coupling is called LK (or Ls) coupling. In two-electron configurations, it corresponds to the case in which the direct Coulomb interaction is greater than the spin-orbit interaction of either electron, and the spin-orbit interaction of the inner electron is next most important. The coupling scheme is $\mathbf{l}_1 + \mathbf{l}_2 = \mathbf{L}$, $\mathbf{L} + \mathbf{s}_1 = \mathbf{K}$, $\mathbf{K} + \mathbf{s}_2 = \mathbf{J}$, or notation $\{[(l_1 l_2)L, s_1]K, s_2\}JM$ with the standard energy level notation $L[K]_J$.

9.5 Intermediate coupling

Frequently the coupling conditions do not lie particularly close even to one of these four cases; such situation is referred to as intermediate coupling. The energy levels can only be labelled in terms of the least objectionable of the four pure-coupling schemes (with the understanding that these labels may give a poor description of the true angular-momentum properties of the corresponding quantum states). In many cases, however, the coupling conditions are so hopelessly far from any pure-coupling scheme that it is meaningless to do anything more than label the energy levels and quantum states by means of serial numbers or some similar arbitrary device, or to list the values of the largest few eigenvector components (or the squares thereof) in the expansion of the total wavefunction.

“The wavefunctions of levels are often expressed as eigenvectors that are linear combinations of basis states in one of the standard coupling schemes. Thus, the wave function $\Psi(\alpha J)$ for a level labeled αJ might be expressed in terms of normalized LS coupling basis states $\Phi(\gamma SLJ)$: $\Psi(\alpha J) = \sum_{\gamma SL} c(\gamma SLJ) \Phi(\gamma SLJ)$ The $c(\gamma SLJ)$ are expansion coefficients, and $\sum_{\gamma SL} |c(\gamma SLJ)|^2 = 1$ (Martin & Wiese)

The expansion coefficients are called “mixingCoefficient” in this document.

The squared expansion coefficients for the various γSL terms in the composition of the αJ level are conveniently expressed as percentages, whose sum is 100%. The notation for RS basis states has been used only for concreteness; the eigenvectors may be expressed in any coupling scheme, and the coupling schemes may be different for different configurations included in a single calculation (with configuration interaction). « Intermediate coupling » conditions for a configuration are such that calculations in both LS and jj coupling yield some eigenvectors representing significant mixtures of basis states.

The largest percentage in the composition of a level is called the *purity* of the level in that coupling scheme. The coupling scheme (or combination of coupling schemes if

more than one configuration is involved) that results in the largest average purity for all the levels in a calculation is usually best for naming the levels. With regard to any particular calculation, one does well to remember that, as with other calculated quantities, the resulting eigenvectors depend on a specific theoretical model and are subject to the inaccuracies of whatever approximations the model involves. Theoretical calculations of experimental energy level structures have yielded many eigenvectors having significantly less than 50% purity in any coupling scheme. Since many of the corresponding levels have nevertheless been assigned names by spectroscopists, some caution is advisable in the acceptance of level designations found in the literature. »

10 References

- [1] [Angelini L. et al]
Astrophysical Journal, 1995, 449, L41 (1995)
- [2] [Condon E.U./Shortley G.H.]
The Theory of Atomic Spectra,
Cambridge University Press
ISBN 0521092094 (1985)
- [3] [Shore B.W./Menzel D.H.]
Principles of Atomic Spectra
Wiley Series in Pure and Applied Spectroscopy,
John Wiley & Sons Inc
ISBN 047178835X (1968)
- [4] [Caselli P. et al]
Astrophysical Journal, 455, L77 (1995)
- [5] [Drake G.W.F.]
Atomic, Molecular and Optical Physics Handbook, Chap.21
(AIP Woodbury:NY) (1996)
- [6] [Kahn S.M./Liedahl D.A.]
In “Iron Line Diagnostic in X-ray Sources”, (Berlin:Springer), (1991)
- [7] [Kallman T.R./McCray R.]
Astrophysical Journal Supplement, 50, 263 (1982)
- [8] [Kinkhabwala A. et al]
Astrophysical Journal, 575,732 (2002)
- [9] [Liedahl D. et al.]
1991, AIP Conf. Proc. 257, 181 (1991)
- [10] [Liedahl D./Paerels F.]
Astrophysical Journal, 468, L33 (1996)
- [11] [Martin W.C./Wiese W.L.]
Atomic Spectroscopy. A compendium of Basic Ideas, Notation, Data and Formulas
<http://physics.nist.gov/Pubs/AtSpec/index.html>
- [12] [Rybicki C.B./Lightman A.P.]
Radiative Processes in Astrophysics
Wiley Interscience, John Wiley & Sons
ISBN 0-471-82759-2 (1979)

[13] [Salgado J./Osuna P./Guainazzi M./Barbarisi I./Dubernet ML./Tody D.]
IVOA Simple Line Access Protocol <http://ivoa.net/Documents/SLAP/20100910/PR-SLAP-1.0-20100910.pdf>

[14] [Derriere S./Gray N./Mann R./Preite A./McDowell J./ Mc Glynn T./
Ochsenbein F./Osuna P./Rixon G./Williams R.]
An IVOA Standard for Unified Content Descriptors v1.23
<http://ivoa.net/Documents/REC/UCD/UCDlist-20070402.pdf>

[15] [Tody D./Dolensky M./McDowell J./Bonnarel F./Budavari T./Busko I./ Micol
A./Osuna P./Salgado J./Skoda P./Thompson R./Valdes F.]
IVOA Simple Spectral Access Protocol v1.04
<http://ivoa.net/Documents/REC/DAL/SSA-20080201.pdf>